

Draft Energy Strategy & Implementation Plan: Consultation Report



Falkland Islands Government

Environment Department

Directorate of Policy, Economy and Corporate Services

June 2024



Overview

The FIG Environment Department held a public consultation on the Falkland Islands Energy Strategy and Implementation Plan from December 2023 to February 2024.

The Falkland Islands aspires to have a fully renewable energy supply by 2045. The strategy sets out the intended path forward and is a key document that will guide energy priorities over the next 20 years; starting with a significant increase in renewable power provision and battery storage by 2030.

The public and key stakeholders were invited to review and comment on the objectives, targets and initial actions of the Energy Strategy; their awareness of available supports for increasing the use of renewable and sustainable energy solutions; barriers to accessing finance or other support for energy transition; the financing, partnership or other programs that would help and overcome those barriers; actions to ensure equitable access to secure, sustainable, clean and affordable energy and technology; and how programs and resources should be prioritised.

A total of 57 digital and paper surveys were returned, and further opinion and comments were collected through a public presentation session. The results of the public consultation and a summary of the responses received are presented in this report. The comments and considerations raised by the public are being used to improve the final Energy Strategy and accompanying Implementation Plan, which will be finalised and taken to Exco.

Key findings from the public survey

- 81% of respondents indicated they support the objectives, targets and actions set out in the Energy Strategy.
- 60% of respondents indicated they are aware of support schemes available to help individuals and organisations increase their use of renewable and sustainable energy solutions.
- 22% of respondents believe that the current level of supports available, including grant schemes, loans or training opportunities, provide sufficient support for individuals and organisations to increase their use of renewable and sustainable energy solutions.
- When asked how existing support schemes should be changed to more effectively enable individuals and organisations to increase their use of renewable and sustainable energy solutions, the three most frequent responses related to increasing the amount of support available to offset high costs of solutions; Better promotion and awareness-raising of supports available; and Facilitating training/upskilling of labour force for new technologies.
- 48% of respondents stated they encountered barriers to accessing finance or other support for energy transition. The most frequently named barriers were: A lack of information on support available, advice or guidance; Levels of support do not meet high costs of solutions; A limited range of sustainable solutions that qualify for support; and An overly burdensome application process and eligibility conditions for existing schemes.
- When asked what financing, partnership or other programs could help overcome those barriers, the most frequent responses related to: Increasing the amount of support available to offset high costs of solutions; and Extending the grants and funding available to Stanley-based businesses/individuals.



- When asked which programs, resources and training that would be beneficial to support the transition to clean and renewable energy, the top three responses were to: Improve and increase advice and guidance on different effective technologies; Provide education and training to upskill the existing labour force; and Raise awareness of support schemes and the solutions available.
- Respondents were also asked what additional information, resources, or programs of work they thought should be included in the final version of the strategy. The most frequent responses related to: Plans for how the labour force will be enabled to upskill/train in new technologies; and Extending the range of, and access to, renewable solutions that are being considered.

Table 1: Demographic profile of public survey respondents

		n	%
Location	Stanley	45	83%
	East Falkland	6	11%
	West Falkland	0	0%
	An Outer Island	3	6%
Age group	16-18	0	0%
	19-25	2	4%
	26-35	6	11%
	36-50	26	48%
	51-65	18	33%
	Over 65	2	4%
Length of time living In the Islands	Less than 1 year	3	5%
	1-5 years	7	13%
	6-10 years	6	11%
	11-20 years	7	13%
	More than 20 Years	33	59%
Employment sector	Agriculture/Agri-tourism	4	7%
	Business Services	7	13%
	Construction or Trade	0	0%
	Conservation/Environmental Protection	7	13%
	Environmental research/science	1	2%
	Public Sector	24	44%
	Fishing	2	4%
	Hospitality (hotels, guesthouses, pubs, bars,	0	0%
	Land and / or sea transport	1	2%
	Oil and Gas	1	2%
	Tourism Industry	2	4%
	Wholesale or retail trade	1	2%
	Other	4	7%

Note: Not all respondents completed the demographic questions. Per cent totals may not sum to 100 due to rounding



Level of agreement with the objectives, targets and initial actions set out in the Energy Strategy and Implementation Plan

	n	%
Agree	39	81%
Disagree	4	8%
Unsure	4	8%
Prefer not to say	1	2%

Answered: 48; Skipped: 9

In total, 29 respondents provided a range of comments relating to the objectives, targets and initial actions set out for the Energy Strategy. Figure 1 shows the frequency that different themes were mentioned. Table 2 overleaf shows the themes and subthemes that emerged, broken down by respondents' level of agreement with the strategy's aims.

Figure 1: Themes arising from comments on the objectives, targets and initial actions set out by the Energy Strategy implementation plan

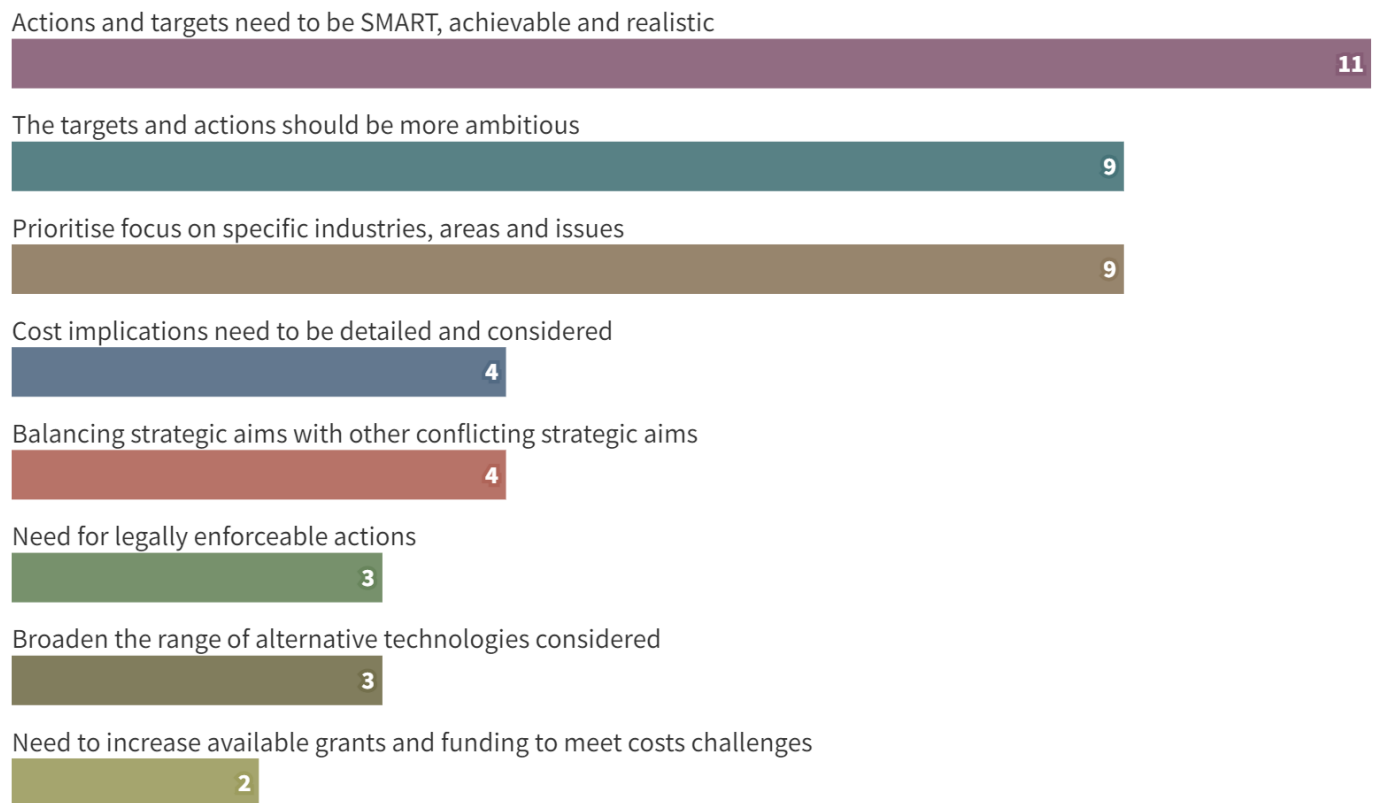




Table 2: Agreement with the overall objectives, targets and initial actions set out in the Energy Strategy Implementation Plan – frequency of themes arising in respondent comments, by level of agreement

Agreement	Theme	Subtheme	Frequency
Agree	Implementation factors and considerations	Actions and targets need to be SMART, achievable and realistic	2
		Need for legally enforceable actions	1
		Need to increase available grants and funding to meet costs challenges	1
		New infrastructure and built environment improvements	1
	Scope and focus of the strategy	Broaden the range of alternative technologies considered	3
		Highlighted reputational and economic benefits of the strategy	1
		Issues around balancing strategic aims with conflicting economic aims	3
		Prioritise focus on specific industries, areas and issues	6
		The targets and actions should be more ambitious	4
	Unsure/ No response	Implementation factors and considerations	Actions and targets need to be SMART, achievable and realistic
Scope and focus of the strategy		Cost implications need to be detailed and considered	4
		Need for legally enforceable actions	1
		Prioritise focus on specific industries, areas and issues	3
		The targets and actions should be more ambitious	1
Disagree	Implementation factors and considerations	Actions and targets need to be achievable and realistic	3
		Need for legally enforceable actions	1
		Need to increase available grants and funding to meet costs challenges	1
	Scope and focus of the strategy	Issues around balancing strategic aims with conflicting economic aims	1
		The targets and actions should be more ambitious	4

Awareness of available support schemes to help individuals and organisations increase their use of renewable and sustainable energy solutions

	n	%
Yes	32	60%
No	13	25%
Unsure	8	15%

Answered: 53; Skipped: 4



Agreement that current levels of available supports are sufficient for individuals and organisations to increase their use of renewable and sustainable energy solutions

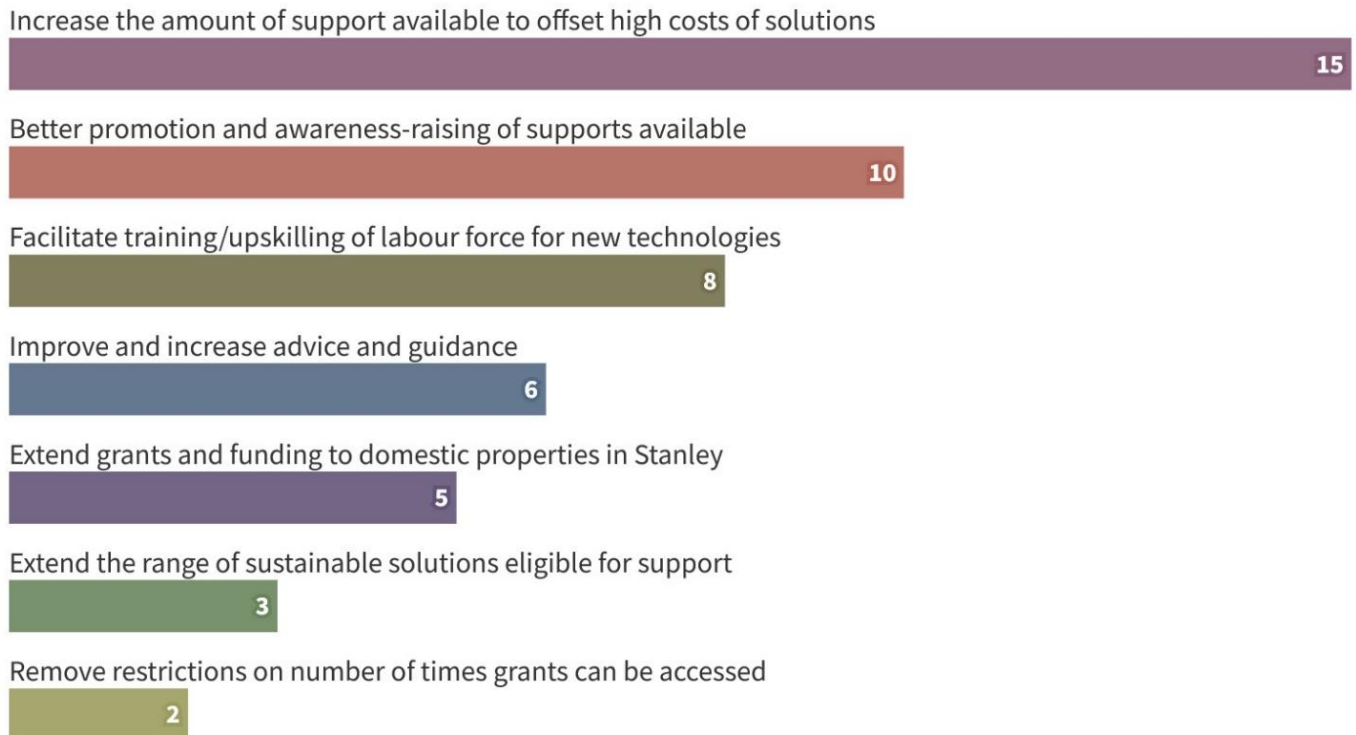
	n	%
Agree	11	22%
Disagree	31	61%
Unsure	9	18%

Answered: 51; Skipped: 6

What respondents would change about existing support schemes, to more effectively enable individuals and organisations to increase their use of renewable and sustainable energy solutions

In total 38 respondents provided a range of comments on what they would change about the available supports, to more effectively enable individuals and organisations to increase their use of renewable and sustainable energy solutions. Figure 2 shows the frequency that different themes were mentioned.

Figure 2: Themes arising from comments on changes to existing support schemes to enable an increase in the use of renewable and sustainable energy solutions



Note: Only issues that were raised by two or more respondents are shown. Any comments provided by respondents which were unrelated to the question are not included here.



Whether respondents encountered barriers when trying to access finance or other supports for transitioning to renewable and sustainable energy solutions

	n	%
Yes	23	48%
No	8	17%
Unsure	17	35%

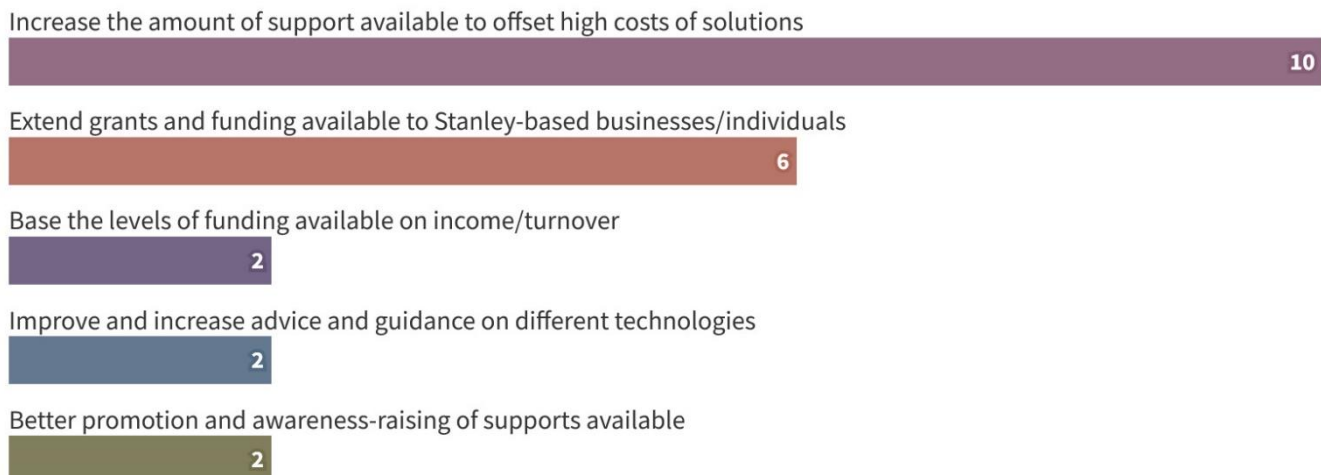
Answered: 48; Skipped: 9

In total, 16 respondents provided a range of comments on their experiences regarding barriers when trying to access finance or other supports for transitioning to renewable and sustainable energy solutions. Figure 3 shows the frequency that different themes were mentioned. Figure 4 shows what 26 respondents indicated would be helpful in overcoming those barriers.

Figure 3: Themes arising from comments regarding barriers when accessing finance or other supports



Figure 4: Themes arising from respondent comments on what could help overcome those barriers



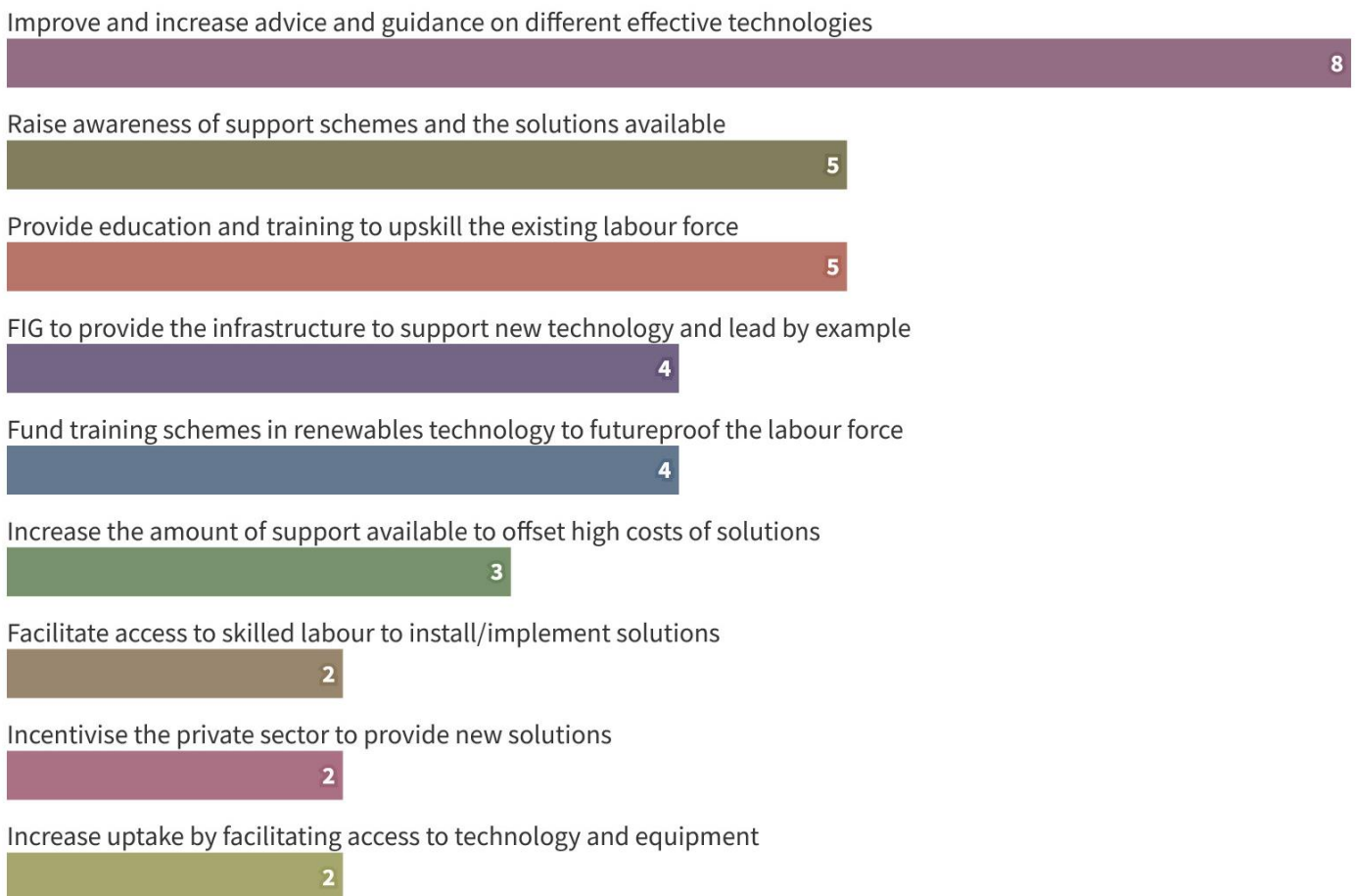
Note: Only issues that were raised by two or more respondents are shown in Figures 3 and 4. Any comments provided by respondents which were unrelated to the question are not included.



Programs, resources and training that would be beneficial to support workers and businesses to transition to clean and renewable energy

In total, 26 respondents provided a range of comments on the programs, resources and training that would be useful for supporting workers and businesses to transition to clean and renewable energy. Figure 5 shows the frequency that different themes were mentioned.

Figure 5: Themes arising from comments on the programs, resources and training that would help support workers and businesses to transition to clean and renewable energy



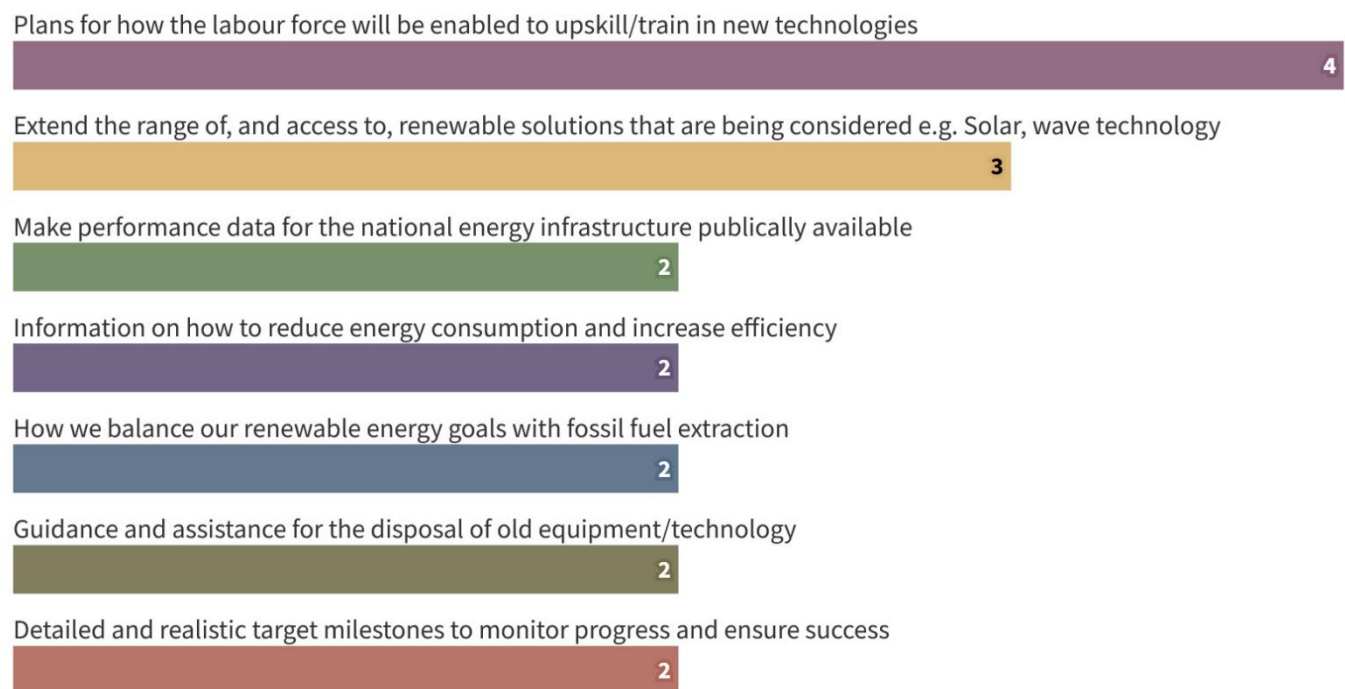
Note: Only issues that were raised by two or more respondents are shown. Any comments provided by respondents which were unrelated to the question are not included.



Additional information, resources, or programs of work respondents believe should be included in the final version of the strategy

In total, 22 respondents provided a range of comments on an additional information, resources, or programs of work that should be included in the final version of the strategy. Figure 6 shows the frequency that different themes were mentioned.

Figure 6: Themes arising from comments on the additional information, resources or programs of work that should be included in the final version of the strategy



Note: Only issues that were raised by two or more respondents are shown. Any comments provided by respondents which were unrelated to the question are not included.



Feedback from engagement sessions in Stanley and West Falkland

Figure 7: Summary of comments received during the Stanley stakeholder engagement session



Figure 8: Summary of comments received during the West Falkland stakeholder engagement session

