



FALKLAND ISLANDS GOVERNMENT
FINANCIAL STATEMENTS

for the year ended 30th June 2019

The Treasury
Stanley
Falkland Islands

**FALKLAND ISLANDS GOVERNMENT
FINANCIAL STATEMENTS
for the year ended 30th June 2019**

CONTENTS	Page
Introduction	
Introduction	2
Statement of Treasurer's Responsibilities	6
Financial Statements	
Operating Cost Statement	7
Statement of Cashflows	8
Balance Sheet	9
Notes to the Financial Statements	10
Comparative Statement of Revenue (note 2) (Required by Ordinance)	17
Comparative Statement of Expenditure (note 3) (Required by Ordinance)	18
Statement of Contingent Liabilities (note 27) (Required by Ordinance)	31
Additional Statements Required by the Finance and Audit Ordinance 1988	33
Statement of Expenditure in Excess	34
Statement of Advances	34
Statement of Investments	34
Statement of Outstanding Loans	35
Statement of Losses	35
Statement of Arrears of Revenue by subhead	36
Statement of Fund Balances	37
Statement of Ex-Gratia Payments	38
Statement of Unretired Imprests	38
Statement of Unallotted Stores	38
Other Statements	38
Audit reports	
Independent Auditors' Report	39
Appendices	
Annual Governance Statement	Appendix One

**FALKLAND ISLANDS GOVERNMENT
FINANCIAL STATEMENTS
for the year ended 30th June 2019**

Introduction

Section 55(1) of the Finance and Audit Ordinance 1988 requires that within a period of six months after the end of each financial year, the Treasurer shall prepare financial statements showing fully the financial position of the Falkland Islands Government at the end of the year. Section 55 also specifies the financial schedules and statements that are required to be prepared. These schedules and statements form an integral part of the annual financial statements.

The Independent Auditors are required by Section 56(1) of the Finance and Audit Ordinance 1988 to report to the Financial Secretary on the examination and audit of the financial statements.

Section 57(1) of the Finance and Audit Ordinance 1988 requires that the document be laid before the Legislative Assembly at the next meeting of the Legislative Assembly following the receipt of the audit reports by the Financial Secretary.

The Independent Auditors also produce a non-statutory Management Report, which is an internal management document.

The Consolidated Fund established under the provisions of Section 68 of the Constitution is the general fund into which all revenues are paid and from which all expenditure is met.

A Contingencies Fund of £1.0m has been established in accordance with Section 26 of the Finance and Audit Ordinance 1988 to meet, immediately, urgent and unforeseen expenditure which has not been appropriated. The fund is maintained by Supplementary Appropriation Ordinances throughout the year as required.

The Finance and Audit Ordinance 1988 also makes provision for the financial statements and audit of any special funds, currently the Insurance Fund, the Capital Equalisation Fund and the Pensions (Old Scheme) Fund. These are published separately. The Currency Ordinance 1987 and the Retirement Pensions Ordinance 1996 provide for the accounting and audit of the Currency Fund and the Retirement Pensions Fund respectively. Again, the financial statements and audit reports are published separately for these Special Funds.

The Falkland Islands Development Corporation (FIDC), and Falklands Landholdings Corporation (FLH), are statutory corporations and publish their own financial statements and are audited under the provisions of Section 60 of the Finance and Audit Ordinance 1988.

Various other comprehensive statements and reconciliations are completed at the end of each financial year, however it is considered inappropriate to publish all of these in this document. Information regarding these statements and reconciliations can be provided by the Treasury.

One of the principal aims of these statements is to demonstrate the stewardship of public funds. For ease of reference in achieving this, statements have, in the main, been published with figures rounded to the nearest thousand pounds and it should be noted that some arithmetic accuracy will be lost as a result of this. Precise figures are shown in accounting documents held in the Treasury.

For the purpose of legislation and the Constitution, the Financial Secretary is referred to as Director of Finance. The Head of Finance exercises the functions of the Treasurer.

Basis of Accounting

The basis of accounting is fully disclosed in note 1 to the financial statements.

**FALKLAND ISLANDS GOVERNMENT
FINANCIAL STATEMENTS
for the year ended 30th June 2019**

Entities Included Within the Financial Statements

The Falkland Islands Government is included within these financial statements, along with the Fund account balances for which it is responsible: Currency Fund, Retirement Pensions Fund, Pensions (Old Scheme) Fund, Insurance Fund, Capital Equalisation Fund and Contingencies Fund.

Entities Excluded From the Financial Statements

The financial statements have been prepared on a single entity basis. Consolidated financial statements have not been prepared. There are separate entity financial statements for Falkland Islands Development Corporation and Falklands Landholdings Corporation.

Members of Legislative Assembly

The Members who had responsibility for the Government during the year ended 30th June 2019 were:

Camp Constituency

The Honourable Teslyn Siobhan Barkman

The Honourable Roger Anthony Edwards

The Honourable Ian Hansen

Stanley Constituency

The Honourable Stacy John Bragger

The Honourable Dr Barry Elsby

The Honourable Mark John Pollard

The Honourable Lucilla Leona Vidal Roberts (Leona Roberts)

The Honourable Roger Kenneth Spink

Corporate Management Team

The members of the Corporate Management Team during the year ended 30th June 2019 were:

Chief Executive	Barry Rowlands
Financial Secretary	James Wilson
Attorney General	Simon Young
Director of Public Works	Colin Summers
Director of Minerals	Stephen Luxton
Director of Natural Resources	John Barton MBE
Director of Health and Social Services	Mandy Whittingham (until 18 th June 2019)
Director of Health and Social Services	David O'Neill (from 23 rd April 2019)
Director of Education	Rachel Seddon
Director of Emergency Services	Gardner Fiddes (interim)
Director of Emergency Services	Pam Trevillion (from 7 th January 2019)
Director of Central Services	Iain Robertson
Director of Policy & Economic Development	Diane Simsovic
Director of Human Resources	Stuart Hampson (until 30 th June 2019)

**FALKLAND ISLANDS GOVERNMENT
FINANCIAL STATEMENTS
for the year ended 30th June 2019**

Estimates

The 2018/2019 Estimates were approved by Legislative Council on 12th June 2018.

Appropriation Ordinances

The Appropriation Ordinance 2018 was assented to by His Excellency The Governor on 12th June 2018.

Seven Supplementary Appropriation Ordinances were submitted to the Legislature during the year. Details are set out below.

Date Assented to	Description	Value £000
04/10/18	Supplementary Appropriation (2018-2019) Ordinance 2018 (No 6 of 2018)	2,474
29/10/18	Supplementary Appropriation (2018-2019) (No 2) Ordinance 2018 (no 7 of 2018)	37
18/12/18	Supplementary Appropriation (2018-2019) (No 3) Ordinance 2018 (No 8 of 2018)	4,027
14/02/19	Supplementary Appropriation (2018-2019) Ordinance 2019 (No 1 of 2019)	1,376
04/04/19	Supplementary Appropriation (2018-2019) (No 2) Ordinance 2019 (No 2 of 2019)	2,766
26/04/19	Supplementary Appropriation (2018-2019) (No 3) Ordinance 2019 (No 7 of 2019)	282
11/06/19	Supplementary Appropriation (2018-2019) (No 4) Ordinance 2019 (No 8 of 2019)	1,000
	TOTAL	<u>11,962</u>

Warrants

A General Warrant was not necessary because authority for 2018/19 expenditure had been sanctioned by the issue of the Appropriation Ordinance 2018 before the commencement of the financial year.

No Supplementary Warrants were issued, these were not required as authority has been sanctioned under the issuance of the Supplementary Appropriations listed above.

The following Contingency Warrants were issued at various times throughout the year, the Contingencies Fund being replenished through the Supplementary Appropriation Ordinances.

Warrant No	£000
Contingencies Warrant No 1	2,005
Contingencies Warrant No 2	469
Contingencies Warrant No 3	37
Contingencies Warrant No 4	2,597
Contingencies Warrant No 5	1,376
Contingencies Warrant No 6	1,818
Contingencies Warrant No 7	948
Contingencies Warrant No 8	282
Contingencies Warrant No 9	1,000
TOTAL	<u>10,532</u>

**FALKLAND ISLANDS GOVERNMENT
FINANCIAL STATEMENTS
for the year ended 30th June 2019**

Out-turn

Revenue was £9.26m (including special fund transfers) more than the total estimated, and expenditure (including special fund transfers) was £8.93m more than the total estimated, resulting in a net positive variance of £0.37m against budget.

The increase on estimate in revenue of £9.26m is attributable to the following:

Revenue Increases	£'000	£'000
Treasury	1,773	
Natural Resources	4,557	
Law & Regulation	442	
Mineral Resources	198	
Public Works	1,295	
Health and Social Services	101	
Education	3	
Island Plan Investments	<u>1,736</u>	10,105

Offset by Revenue Decreases

Executive Management	(339)	
Development & Commercial Services	(103)	
Emergency Services	(194)	
Oil Development	<u>(206)</u>	(842)

Net Revenue Increases		9,263
------------------------------	--	--------------

The increase on estimate in expenditure of £8.93m is attributable to the following:

Expenditure Decreases	£'000	£'000
Natural Resources	(439)	
Human Resources	(148)	
Law & Regulation	(395)	
Emergency Services	(95)	
Education	(277)	
Executive Management	(403)	
Oil Development	<u>(555)</u>	(2,312)

Offset by Expenditure Increases

Island Plan Investments	4,810	
Development & Commercial Services	279	
Treasury	1,259	
Health and Social Services	1,939	
Public Works	2,815	
Mineral Resources	<u>139</u>	11,241

Net Expenditure increases		8,929
----------------------------------	--	--------------


**FALKLAND ISLANDS GOVERNMENT
FINANCIAL STATEMENTS
for the year ended 30th June 2019**

STATEMENT OF TREASURER'S RESPONSIBILITIES

The Treasurer is responsible for:

- the preparation of the financial statements in accordance with:
 - the Finance and Audit Ordinance 1988;
 - the Public Funds Ordinance 1990;
 - the Special Funds Ordinance 1993;
 - the Currency Ordinance 1987;
 - the Pensions (Old Scheme) Fund Ordinance 1999;
 - the Retirement Pensions Ordinance 1996; and
 - the Finance Ordinance 2004, reflecting the provisions of the Capital Equalisation Fund Order 2005
- ensuring the regularity of financial transactions;
- ensuring that all monies received and paid by Government are brought promptly and properly to account;
- reporting to the Financial Secretary in writing any apparent defect in controls of revenue, expenditure, cash, stores and other property of the Government;
- reporting to the Financial Secretary in writing any breach or non-observance of Financial Instructions; and
- ensuring that adequate provisions exist for the safe custody of public monies and securities.

Approved by:



**D Ferriby
Treasurer**

**FALKLAND ISLANDS GOVERNMENT
FINANCIAL STATEMENTS
for the year ended 30th June 2019**

OPERATING COST STATEMENT FOR THE YEAR ENDED 30th JUNE 2019

2018 £000s	2018 (restated) £000s	Notes	2019 £000s
Operating Revenue			
101,233	105,182	2	89,953
73	73	2	63
<u>101,306</u>	<u>105,255</u>		<u>90,017</u>
Operating Costs			
(26,697)	(26,697)		(29,249)
(31,136)	(35,085)		(35,314)
(3,695)	(3,695)		(5,846)
<u>(61,528)</u>	<u>(65,477)</u>	3	<u>(70,409)</u>
Discontinued Operations			
122	122		0
(3)	(3)		0
(110)	(110)		0
<u>9</u>	<u>9</u>		<u>0</u>
<u>39,787</u>	<u>39,787</u>		<u>19,608</u>
Social & Oil Investments			
(2,929)	(2,929)	3	(2,983)
-	-	2	1,788
Island Plan Investments			
(57,915)	(57,915)	3	(5,958)
-	-	2	
<u>(21,057)</u>	<u>(21,057)</u>	23	<u>12,455</u>
(5,297)	(5,297)	3	(6,611)
<u>(26,354)</u>	<u>(26,354)</u>		<u>5,843</u>




**D Ferriby
Treasurer**

**FALKLAND ISLANDS GOVERNMENT
FINANCIAL STATEMENTS
for the year ended 30th June 2019**

STATEMENT OF CASH FLOWS FOR THE YEAR ENDED 30th JUNE 2019

	Note	2018 £000s	2019 £000s
Net Cash Inflow from Operating Activities	25	23,972	562
Returns on Investment and Servicing of Finance			
Interest Paid		0	0
Interest Received on Investments Held Locally		196	209
Net Cash Inflow from Returns on Investment and Servicing of Finance		196	209
Capital Expenditure			
Tangible Fixed Assets payments		(15,103)	(13,237)
(Payments)/Receipts for other Financial Assets		(15,500)	14,400
Proceeds from Disposal of Tangible Fixed Assets		0	6
Net Cash Outflow from Capital Expenditure		(30,603)	1,169
Financing			
Mortgage Receipts		153	91
Other Loans Repaid		(47)	(1)
Capital Grants		72	1,832
Net Cash Inflow from Financing		178	1,922
Net (Decrease)/Increase in Cash		(6,257)	3,862
Cash at Beginning of Period		14,746	8,489
Net (Decrease)/Increase in Cash		(6,257)	3,862
Cash at End of Period		8,489	12,351

The above cash flows do not include financial transactions processed by financial institutions on behalf of FIG, for example those processed by Investment Fund Managers, the proceeds of which are retained within the individual funds.



**D Ferriby
Treasurer**


**FALKLAND ISLANDS GOVERNMENT
FINANCIAL STATEMENTS
for the year ended 30th June 2019**

BALANCE SHEET AS AT 30th JUNE 2019

2018 All Funds £000s	2018 General Fund £000s	Notes	2019 All Funds £000s	2019 General Fund £000s
Fixed Assets				
130,357	130,357	7	137,042	137,042
166,397		8	177,202	-
203,952	203,952	9	201,240	201,240
500,706	334,309		515,483	338,282
Total Fixed Assets and Investments				
552	552	10	461	461
Debtors falling due after more than 1 year				
Current Assets				
9,735	9,735	11	9,638	9,638
9,412	12,506	12	8,668	14,274
8,489	8,489	13	12,351	12,351
27,637	30,731		30,656	36,262
Total Current Assets				
(8,481)	(34,823)	14	(7,886)	(21,163)
Creditors due within 1 year				
19,155	(4,093)		22,769	15,099
Net Current Assets				
520,413	330,768		538,715	353,842
Total Assets Less Current Liabilities				
(3)	(3)	14	(3)	(3)
Creditors falling due after more than 1 year				
(7)	(7)	16	(628)	(628)
Provisions for liabilities				
520,403	330,758		538,083	353,212
Net Assets				
Financed by Taxpayers' Equity:				
189,645		17	184,873	-
330,758	330,758	18	353,210	353,212
- Special Funds				
General Fund				
520,403	330,758		538,083	353,212
Total Reserves				

RECONCILIATION TO NET LIQUID ASSETS

520,403	330,758		538,083	353,212
Total Reserves				
(130,357)	(130,357)		(137,042)	(137,042)
Less Tangible Fixed Assets				
390,047	200,402	23	401,042	216,170
Net Liquid Assets				



**D Ferriby
Treasurer**

**FALKLAND ISLANDS GOVERNMENT
FINANCIAL STATEMENTS
for the year ended 30th June 2019**

NOTES TO THE FINANCIAL STATEMENTS

1. STATEMENT OF ACCOUNTING POLICIES

1.1 Basis of Accounting

These financial statements are prepared and published in accordance with the provisions of the Finance and Audit Ordinance 1988. The financial statements generally follow UK Generally Accepted Accounting Practice (UK GAAP) to the extent it is meaningful and appropriate to the Falkland Islands Government. Where there is a choice of accounting policies available, the accounting policy judged to be the most appropriate to the particular circumstances of the Falkland Islands Government has been selected. The Government's accounting policies have been applied consistently in dealing with items considered material in relation to the financial statements. Where relevant, principles outlined in the Resource Accounting Manual issued by HM Treasury have been followed. The financial statements are not required to comply fully with statements issued by the financial reporting and accounting standards setting bodies in the United Kingdom.

As at 30 June 2019 the Government has net current assets of £23m (2018 - £19m) of which £12m (2018 - £8m) is held in cash. In addition, as at the year end the Government has a further £378m (2018 - £369m) held with external investment managers accounting for more than five years' worth of operating costs.

The Treasurer believes that the Government is in a financially strong position and will continue to be so, and accordingly the financial statements have been prepared on a going concern basis.

1.2 Accounting Convention

These financial statements have been prepared under the accruals concept of accounting and the historical cost convention for the measurement of fixed assets, as modified for the revaluation of listed fixed asset investments. Differences to the historical cost method of valuation for tangible fixed assets and stocks have been referred to in notes 1.10 and 1.17d.

1.3 Basis of consolidation

These financial statements comprise of a consolidation of all departments within the Falkland Islands Government, including the balances on Special Funds managed by the Government. Separate financial statements further detailing the activity on Special Funds are also produced. These financial statements do not consolidate the Falkland Islands Development Corporation, Falklands Landholdings Corporation or any other subsidiaries of the Falkland Islands Government.

1.4 Recognition of Income

Income is recognised on an accruals basis, accruing into the financial statements where late invoicing has occurred, and deferring income not relating to the period of account. Operating income relates directly to the operating activities of the department. It principally comprises fees and charges for services provided on a full-cost basis to external customers. Fees cross-charged internally across departments are also included, as explained in note 1.8.

With regards to taxation income, income from personal tax is recognised when an assessment is issued by the Taxation Department for tax which is due and paid. Income from corporation tax and payments on account of tax (POAT) are recognised at the time payments are due and payable according to taxation legislation.

**FALKLAND ISLANDS GOVERNMENT
FINANCIAL STATEMENTS
for the year ended 30th June 2019**

1. STATEMENT OF ACCOUNTING POLICIES (continued)

1.4 Recognition of Income (continued)

The exception to this is in relation to those cases of corporation tax that are covered by Extra Statutory Concession 16. In such cases the tax due on any part of the consideration is deferred to a period the earliest of:

- Receipt of the cash amount;
- First oil production from the licence interest disposed of; or
- Five years from the date of the disposal contract.

The date the Taxation Office will instigate collection of tax in respect of such considerations, and the associated point of income recognition, will be eight months and one day after the end of the relevant company's accounting period.

All penalties accruing for late payment of tax as at 30 June form part of revenue.

Road Fund licenses are recognised in the year of receipt. Capital revenue has been recognised through the Capital Equalisation Fund, disclosed in separate financial statements.

1.5 Notional and Other Non-Cash Charges

The Operating Cost Statement includes depreciation charged to the various Government departments.

1.6 Recognition of Expenditure

Expenditure is recognised on an accruals basis, matching costs incurred to the period of account. Costs relating to a future accounting period are recognised as prepayments. Costs cross-charged internally between departments are also included, as explained in note 1.8. Other expenditure is incurred by Fund Transfers and Transfer Payments. Capital expenditure has been recognised through the Capital Equalisation Fund, the details of this fund are disclosed in separate financial statements.

1.7 Foreign Currency Transactions

The financial statements are maintained and reported in Falkland Islands pounds, which are on par with the pound sterling, in accordance with the provisions of Section 4 of the Currency Ordinance 1987. Expenditure and revenue in other currencies are converted to Falkland Islands pounds at the foreign exchange rate on the date the transactions take place. Balances and investments held are converted at the closing mid-point foreign exchange rate at the 30th of June.

1.8 Interdepartmental Transactions

Certain transactions are included in these financial statements as expenditure by one department and revenue in another in order to reflect more fully the true cost of services to Government. These include electricity, postal charges, rent rebates, photocopier contract, FIGAS flights & aerial surveillance costs, plant hire, asphalt and quarry products.

1.9 Intangible Fixed Assets

Mineral, oil and fishing rights are not capitalised. It is not possible to ascertain their value without incurring considerable cost. Purchased software licences are put through the Operating Cost Statement as the majority of licences are renewed annually, and values of longer term licences are considered immaterial. As such, there are no intangible fixed assets accounted for within FIG.

**FALKLAND ISLANDS GOVERNMENT
FINANCIAL STATEMENTS
for the year ended 30th June 2019**

1. STATEMENT OF ACCOUNTING POLICIES (continued)

1.10 Tangible Fixed Assets

With the exceptions stated below concerning non-operational heritage assets, tangible fixed assets are stated at historical cost including any costs such as delivery and installation directly attributable to bringing them into working condition. There are some fixed assets for which it has not been possible to identify historic cost. In these cases, an estimate of replacement cost has been made. As at 30 June 2019, the split of assets (excluding biological assets) disclosed in this way was:

	Cost £000s	% of cost	Net Book Value £000s	% of NBV
Historical Cost	189,361	84%	126,986	93%
Estimated Values	35,338	16%	9,588	7%
Total Fixed Assets	224,699		136,574	

All fixed assets with a cost or estimated value over £5,000 are capitalised, with the exception of IT, which is capitalised at a level of £200. Non-operational heritage assets have not been capitalised, either because it is impossible to obtain a reliable valuation, or because the cost of obtaining a reliable valuation would be greater than the benefit arising.

1.11 Assets Under the Course of Construction

Assets under the course of construction are included in the fixed assets figure in the Balance Sheet and detailed in note 7 to the financial statements. Capital retentions are accrued into the Capital Equalisation Fund, in a consistent manner to all other capital payments.

As a project is completed and the asset is brought into use, the asset is transferred out of the Assets Under Construction asset category and into the relevant asset category.

1.12 Donated Assets

Donated tangible fixed assets are capitalised at their current value on receipt, this value being credited to the Donated Asset Reserve. Each year, an amount equal to the depreciation charge on the asset is released from the Donated Asset Reserve to the Operating Cost Statement.

1.13 Depreciation Policy

Tangible Fixed Assets are depreciated at rates calculated to write them down to their estimated residual value on a straight-line basis over their estimated useful economic lives. Assets under the course of construction are not depreciated until the asset is brought into use and transferred out of that category. Leased assets are depreciated over the shorter of the lease term and their estimated useful economic lives. No depreciation is provided on freehold land since it has an unlimited useful life.

The initial cost of capital infrastructure is depreciated over 100 years, being management's current estimated useful life. All repairs expenditure in relation to such infrastructure is charged to the Operating Cost Statement. In addition, annual condition reviews are performed by management in order to consider any further material consumption or deterioration of the infrastructure network during the year which is required to be charged to the Operating Cost Statement as excess depreciation.

**FALKLAND ISLANDS GOVERNMENT
FINANCIAL STATEMENTS
for the year ended 30th June 2019**

1. STATEMENT OF ACCOUNTING POLICIES (continued)

1.13 Depreciation Policy (continued)

The asset categories and their normal useful economic lives are as determined by a suitably qualified officer, but are generally:

Buildings	50 years
Leasehold Land and Buildings	remaining life of lease
Infrastructure (roads, etc.)	100 years
Furniture & Fittings	10 years
Equipment	5 years
Plant & Machinery	10 years
Information Technology	3 years
Vehicles	10 years
Air and Sea Craft	20 years

1.14 Biological Assets

Biological assets relate to the National Beef Herd and Sheep Flock and are valued on the basis of the average price of a live bullock in the local market. It is the intention of FIG to maintain these assets as breeding stock and they are therefore classified as fixed assets.

1.15 Investments

Listed investments are valued at mid-market value, including accrued interest.

For investments in support of the Consolidated Fund, realised gains or losses arising from in-year trading activities of listed investments are recorded within the Operating Cost Statement. Unrealised gains and losses arising from the year-end revaluation of listed investments are recorded in the Balance Sheet through the Investments Revaluation Reserve.

For investments in support of the Special Funds, all transactions are recorded through the Balance Sheet. Separate statements are produced to provide support for each of the Special Funds.

Within the Insurance Fund, some transactions, which are denominated in a foreign currency, are covered by open forward exchange contracts. The value of these contracts is included in the closing market valuation, offset by the cost of the transactions, leaving the resulting unrealised gain / loss within the valuation.

Unlisted investments are valued based on the historic cost of the shares held less any provision for impairment.

1.16 Debtors

The sum of debtors shown in the Balance Sheet is made up of accrued income, advances, prepayments, trade debtors and loans advanced by FIG. Long-term debtors disclosed refer to mortgages. More details of the sums advanced can be found in the Statement of Outstanding Loans.

Provision has also been made for debtors which are considered to be irrecoverable, or where the recovery of the debt is unlikely. This has been done by reference to each debt, on the advice of each Head of Department. All increases and decreases to this provision have been taken through the Operating Cost Statement.

**FALKLAND ISLANDS GOVERNMENT
FINANCIAL STATEMENTS
for the year ended 30th June 2019**

1. STATEMENT OF ACCOUNTING POLICIES (continued)

1.17 Stock

Government stock is included in the financial statements using the following policy guidelines.

- a. Total stock held by a department / section is excluded if less than £20,000 in value.
- b. Minor assets held, which are below the fixed asset threshold, and which are of an inventory nature rather than consumable items, are not included within the stock figure.
- c. The initial recognition of stock has been created and a corresponding entry in the General Fund represents the increase to the balance sheet value of Taxpayers' Equity.
- d. Stock is valued at the lower of cost or net realisable value with the exception of quarry stone stock which is always valued at net realisable value.
- e. Stock has been measured by way of an annual stock take, with the material departments being subject to verification testing.
- f. Stock recognised for the first time is accounted for as described in note 1.17(c). All other movements in stock are accounted for under stock consumption in the Operating Cost Statement. Negative stock consumption arises when in-year purchases exceed usage.
- g. The production costs and materials of unissued currency held in FIG vaults have been specifically excluded from the stock valuation.

1.18 Leases

Where substantially all the risks and rewards of ownership of a leased asset are borne by the department, leased assets are recorded as a tangible fixed asset and a liability is recorded to the lesser of the minimum lease payments discounted by the rate implicit in the lease. Currently FIG does not have any finance leases (2018 – nil). Those leases not meeting the above definition are treated as operating leases and as such are charged to the Operating Cost Statement on a straight-line basis over the lease term. In the Falkland Islands Government Office (FIGO), London, one operating lease is held for items of office equipment (2018 – one).

1.19 Provisions for Liabilities

The Falkland Islands Government provides for legal and constructive obligations, which are of uncertain timing or amount at the balance sheet date on the basis of the best estimate of the expenditure required to settle the obligation. Further details of the sums provided for can be found in note 16.

1.20 Reserves

Reserves have been reclassified into the categories of Special Funds and General Fund. The General Fund consists of the Contingencies Fund, the Investments Revaluation Reserve, the Fixed Assets Revaluation Reserve, the Donated Assets Reserve and the Consolidated Fund, which is the historic accumulation of cash resources, as adjusted for resource accounting. As a result of these adjustments, the fund has decreased and represents the change in value of Taxpayers' Equity following the introduction of Balance Sheet assets and liabilities and other operational adjustments. Notes 18 to 22 disclose this in more detail.

**FALKLAND ISLANDS GOVERNMENT
FINANCIAL STATEMENTS
for the year ended 30th June 2019**

1. STATEMENT OF ACCOUNTING POLICIES (continued)

1.21 Pensions

Pensions (Old Scheme) Fund

The Pensions (Old Scheme) Fund was established to underwrite the liability to pay Government service pensions to pensioners and officers who remain subject to the old defined benefit scheme arrangements. However, the scope of the Fund has been extended to include payments due under the Falkland Landholdings (FLH) pension scheme, Overseas Service Aid Scheme (OSAS) pensions, the Voluntary Severance Scheme/redundancy uplifts, ill-health and disability benefits, the No Worse Off Guarantee and death-in-service benefit provisions of the Falkland Islands Pension Scheme (FIPS), and as annuity provider of last resort. In FIG's financial statements, three types of contributions are paid into this scheme.

- (1) Over the 7 year period 1999/00 to 2005/06, annual transfer payments were made into the fund to "top-up" a previously reported imbalance in respect of past service.
- (2) With effect from 2004/05 onwards, an additional sum is paid into the scheme from FIG to cover Death-In-Service benefits which may become payable to FIG employee members of the FIPS.
- (3) In addition, amounts have been paid as necessary as contributions towards future pension benefits in respect of the employees who opted to remain on the "old" defined benefits pension conditions.

Non-compliance with the UK Financial Reporting Standard 17 'Retirement Benefits' (FRS17)

The provisions of FRS17 have not been adopted. Note 26 provides an explanation of the latest triennial review on the old scheme balance as provided by XPS Pensions. A full actuarial valuation is undertaken once every 3 years.

Retirement Pensions Fund

The Retirement Pensions Fund supports the state pension scheme. A full actuarial valuation by independent actuaries is undertaken once every 5 years. The last actuarial review was undertaken, as at 31 December 2018, by Callund Consulting Ltd.

In the FIG financial statements, three types of contributions are paid into this scheme.

- (1) FIG makes employer pension contributions, in the same manner as all other employers in the Falkland Islands.
- (2) In special circumstances, FIG makes contributions on behalf of contributors who meet the criteria for assisted contributions.
- (3) A further annual payment is made to subsidise the difference between contribution rates charged across all active contributors and the rates that would need to be charged to meet all liabilities.

**FALKLAND ISLANDS GOVERNMENT
FINANCIAL STATEMENTS
for the year ended 30th June 2019**

1. STATEMENT OF ACCOUNTING POLICIES (continued)

1.22 Grants

Grants payable are recorded as expenditure in the period that the entitlement to the grant occurs. The financial statements do not include deemed repayments of conditional grants of £0 (2018: £0)

1.23 Research and development

Expenditure on research and development is charged through the operating cost statement when it is incurred.

1.24 Related Party Transactions


The Government is required to disclose material transactions with related parties. In this context parties are considered to be related if they have the potential to influence or control the Government or be influenced and controlled by Government. For accounting purposes these parties include Members of the Legislative Assembly, the Chief Executive, the Financial Secretary, the Attorney General and Departmental Directors.

**FALKLAND ISLANDS GOVERNMENT
FINANCIAL STATEMENTS
for the year ended 30th June 2019**

2. COMPARATIVE STATEMENT OF REVENUE

The Finance and Audit Ordinance 1988 requires a comparative statement of estimated and actual revenue by subhead; the following Annual Abstract Account satisfies that requirement. A detailed comparative statement of estimated and actual revenue by subhead is not published in these financial statements; however it can be made available by the Treasury.

Actual 2018 £000s	Departmental Ledger Codes		Estimate 2019 Unaudited £000s	Actual 2019 £000s
1,719	110	Central Services	1,713	1,609
-	120	Human Resources	-	-
1,838	200	Health and Social Services	1,812	1,913
100	250	Education	122	126
10,051	350	Public Works	10,419	11,713
23,803	410	Natural Resources	20,248	24,805
184	450	Law & Regulation	165	608
4,001	550	Emergency Services	4,463	4,269
3,973	600	Executive Management	4,015	3,676
1,111	620	Mineral Resources	842	1,040
54,498	700	Treasury	38,417	40,190
101,278		TOTAL DEPT REVENUE (exc. Oil development)	82,216	89,949
122		Discontinuing Operations (SAERI)	-	-
73	999	Island Plan Investments	115	1,851
101,472		TOTAL OPERATING REVENUE	82,331	91,800
-	998	Social Investments	-	-
-	997	Oil Development	210	4
101,428		TOTAL REVENUE RECEIVED	82,541	91,804




**D Ferriby
Treasurer**

**FALKLAND ISLANDS GOVERNMENT
FINANCIAL STATEMENTS
for the year ended 30th June 2019**

3. COMPARATIVE STATEMENT OF EXPENDITURE

The Finance and Audit Ordinance 1988 requires a comparative statement of estimated and actual expenditure by subhead. The following Annual Abstract Account satisfies that requirement. A detailed comparative statement of estimated and actual expenditure by subhead is not published in these financial statements; however, it can be made available by the Treasury.

	Actual 2018		Actual 2018		Actual 2019	Estimate 2019		Actual 2019		Actual 2019
	Operating	Depreciation	Operating	Total		Unaudited	Operating	Depreciation	Total	
	£000s	£000s	£000s	£000s		£000s	£000s	£000s	£000s	£000s
110 Central Services	5,652	356	6,009			6,754	6,471	562	7,033	
120 Human Resources	503	1	504			1,011	862	1	863	
200 Health and Social Services	11,607	609	12,216			12,094	13,283	750	14,033	
250 Education	6,680	415	7,095			7,862	7,167	419	7,586	
350 Public Works	10,283	3,441	13,724			14,909	13,420	4,303	17,723	
410 Natural Resources	6,998	129	7,127			7,380	6,762	179	6,941	
450 Law & Regulation	1,599	5	1,605			1,841	1,441	5	1,446	
550 Emergency Services	2,509	269	2,777			3,450	3,037	317	3,354	
600 Executive Management	7,824	62	7,772			7,299	6,828	68	6,896	
620 Mineral Resources	663	3	666			583	722	0	722	
700 Treasury	3,025	6	3,031			3,074	4,326	7	4,333	
617 Discontinuing Operations - SAERI		0	114			0	0	0	0	
999 Island Plan Investments	61,609	0	61,609			6,994	11,803	0	11,803	
TOTAL EXPENDITURE	118,953	5,297	124,249			73,251	76,122	6,611	82,733	
998 Social Investments	2,929	0	2,929			2,983	2,983	0	2,983	
997 Oil Development	604	0	604			800	245	0	245	
TOTAL FUNDS EXPENDED	122,485	5,297	127,782			77,034	79,350	6,611	85,961	


D Ferriby
Treasurer

**FALKLAND ISLANDS GOVERNMENT
FINANCIAL STATEMENTS
for the year ended 30th June 2019**

4. DIRECTORS REMUNERATION

2018-2019

	Gross Salary (bands of £5,000) £000s	Gratuity Accrued in Year (bands of £5,000) £000s	Benefits in Kind and other contractual payments (rounded to the nearest £000) £000s	Employer's OPC (bands of £5,000) £000s	Employer's RPC (rounded to the nearest £000) £000s	Employer's MST (rounded to the nearest £000) £000s
Barry Rowland - Chief Executive	130 - 140	40 - 44	0	0	1	0
James Wilson - Financial Secretary	100 - 104	25 - 29	0	0	1	0
Simon Young - Attorney General	95 - 99	20 - 24	0	0	1	0
Stuart Hampson - Director of Human Resources	75 - 79	20 - 24	0	0	1	0
Stephen Luxton - Director of Mineral Resources	80 - 84	0	0	0 - 4	1	0
John Barton - Director of Natural Resources	100 - 104	0	0	0	1	0
Colin Summers - Director of Public Works	100 - 104	0	0	5 - 9	1	0
Rachel Seddon - Director of Education	75 - 79	15 - 19	0	0	1	0
Gardener Fiddes - Director of Emergency Services	0	0	0	0	1	0
David O'Neill - Director of Health and Social Services	10 - 14	0 - 4	0	0	0	0
Diane Simsovic - Head of Policy	90 - 94	20 - 24	0	0	1	0
Iain Robertson - Director of Central Services	75 - 79	20 - 24	0	0	1	0

**FALKLAND ISLANDS GOVERNMENT
FINANCIAL STATEMENTS
for the year ended 30th June 2019**

4. DIRECTORS REMUNERATION (continued)

2017-2018

	Gross Salary (bands of £5,000) £000s	Gratuity Accrued in Year (bands of £5,000) £000s	Benefits in Kind and other contractual payments (rounded to the nearest £000) £000s	Employer's OPC (bands of £5,000) £000s	Employer's RPC (rounded to the nearest £000) £000s	Employer's MST (rounded to the nearest £000) £000s
Barry Rowlands - Chief Executive	125-130	35-40	5	0	1	1
James Wilson - Financial Secretary	90-95	20-25	0	0	1	0
Simon Young - Attorney General	45-50	10-15	0	0	0	0
David Brown - Attorney General	15-20	0-5	0	0	0	0
Colin Summers - Director of Public Works	95-100	0	0	10-15	1	1
Stephen Luxton - Director of Mineral Resources	75-80	0	0	05-10	1	0
John Barton MBE - Director of Natural Resources	95-100	0	0	25-30	1	0
Mandy Whittingham- Director of Health and Social Services	70-75	15-20	1	0	1	1
Tom Hill - Director of Education	0-5	0-5	0	0	0	0
Rachel Seddon - Director of Education	35-40	5-10	3	0	0	0
Andrew Almond-Bell - Director of Emergency Services	10-12	0-5	0	0	0	0
Diane Simsovic - Head of Policy	85-90	20-25	1	0	1	0
Stuart Hampson - Director Of Human Resources	80-85	20-25	0	0	1	0
Iain Robertson - Director of Central Services	Consent to disclose withheld					

**FALKLAND ISLANDS GOVERNMENT
FINANCIAL STATEMENTS
for the year ended 30th June 2019**

4. DIRECTORS REMUNERATION (continued)

Posts vacated in year included Director of Health and Social Services, Mandy Whittingham and Director of Human resources, Stuart Hampson.

Posts filled during the year include Director of Health and Social Services, David O'Neill and Director of Emergency Services, Pam Trevillion

5. EMPLOYEE REMUNERATION

	Number of Employees	
	2017/18	2018/19
£50,000 - £54,999	25	28
£55,000 - £59,999	8	7
£60,000 - £64,999	5	12
£65,000 - £69,999	10	6
£70,000 - £74,999	8	7
£75,000 - £79,999	3	-
£80,000 - £84,999	5	4
£85,000 - £89,999	3	3
£90,000 - £94,999	1	2
£95,000 - £99,999	1	3
£100,000 - £104,999	1	3
£105,000 - £109,999	3	-
£110,000 - £114,999	-	2
£115,000 - £119,999	-	-
£120,000 - £124,999	1	-
£125,000 +	2	6
Total	76	83

This note shows the number of employees whose remuneration was greater than £50,000 set out in bands of £5,000. Remuneration is defined as amounts paid to or receivable by an employee, including gross salary plus gratuity. The Directors disclosed in note 4 are excluded from this note.

6. MEMBERS ALLOWANCES

During the year the Government incurred expenditure of £367,698 in relation to Members' Salaries and Allowances (2018: £401,834).

**FALKLAND ISLANDS GOVERNMENT
FINANCIAL STATEMENTS
for the year ended 30th June 2019**

7. TANGIBLE FIXED ASSETS

	Land	Buildings	Infrastructure	Furniture & Fittings	Equipment	Plant & Machinery	IT	Vehicles	Air and Seacraft	Under Construction	Biological Assets	Total
	£000s	£000s	£000s	£000s	£000s	£000s	£000s	£000s	£000s	£000s	£000s	£000s
Cost or valuation												
At 1 July 2018	275	82,331	68,606	753	7,229	23,648	1,368	12,831	3,937	11,347	69	212,395
Additions	1,055	31	5,633	59	1,753	1,101	68	1,242	314	2,109	-	13,364
Disposals	-	(21)	-	(13)	(214)	(162)	(106)	(44)	(19)	-	(13)	(591)
Transfers	-	-	3,199	-	686	14	2	231	-	(4,133)	-	-
At 30 June 2019	1,330	82,342	77,439	799	9,454	24,602	1,332	14,260	4,231	9,323	56	225,168
Depreciation												
At 1 July 2018	-	(35,922)	(14,918)	(492)	(5,047)	(13,985)	(1,103)	(8,016)	(2,554)	-	-	(82,036)
Charged in year	-	(1,632)	(1,569)	(49)	(835)	(1,141)	(146)	(977)	(162)	-	-	(6,512)
Disposals	-	15	-	13	183	161	105	41	5	-	-	522
Transfers between categories	-	-	(75)	-	(2)	(3)	(1)	(18)	-	-	-	(99)
At 30 June 2019	-	(37,539)	(16,561)	(529)	(5,701)	(14,968)	(1,145)	(8,970)	(2,711)	-	-	(88,125)
Net Book value at 30 June 2019	1,330	44,803	60,876	271	3,752	9,634	187	5,290	1,520	9,323	56	137,042
Net Book value at 30 June 2018	275	46,355	51,933	261	2,192	9,665	265	4,556	1,373	13,411	69	130,357

**FALKLAND ISLANDS GOVERNMENT
FINANCIAL STATEMENTS
for the year ended 30th June 2019**

8. INVESTMENT PORTFOLIOS SUPPORTING SPECIAL FUNDS MANAGED BY THE TREASURY

2018 £000s		2019 £000s
Market Value		Market Value
5,169	Currency Fund	6,394
64,269	Retirement Pensions Fund	68,367
29,667	Pensions (Old Scheme) Fund	32,277
31,280	Insurance Fund	32,626
36,011	Capital Equalisation Fund	37,538
166,397		177,202

9. INVESTMENT PORTFOLIOS SUPPORTING THE CONSOLIDATED FUND

2018 £000s		2019 £000s
Market Value	Book Cost	Market Value
202,476	164,442	199,957
1,251	1,059	1,059
225	225	225
203,953	165,725	201,241

*Unlisted investments are shares in Stanley Services Ltd, of which FIG has a 44.9% shareholding

10. DEBTORS FALLING DUE AFTER MORE THAN 1 YEAR

2018 £000s		2019 £000s
	Note	
552	Loans made by FIG	461

10.1 Analysis of loan maturity profile

2018 £000s		2019 £000s
308	Due within 2 to 5 years	279
216	Due within 6 to 10 years	168
28	Due within 11 to 15 years	14
0	Due within 16 to 20 years	0
0	Due within 21 to 25 years	0
552		461

**FALKLAND ISLANDS GOVERNMENT
FINANCIAL STATEMENTS
for the year ended 30th June 2019**

11. ANALYSIS OF STOCKS HELD BY DEPARTMENT

2018		Note	2019
£000s			£000s
1,132	100 Central Services		1,360
516	200 Health and Social Services		556
7,812	350 Public Works		7,475
110	410 Natural Resources		92
166	550 Emergency Services		155
9,735			9,637

12. ANALYSIS OF DEBTORS FALLING DUE WITHIN 1 YEAR

2018	2018		2019	2019
All Funds	General Fund		All Funds	General Fund
£000s	£000s		£000s	£000s
1,509	1,509	Accrued Income	2,232	2,232
(5)	(5)	Advances	23	23
1,530	1,530	Prepayments	949	949
6,233	6,233	Trade Debtors	5,383	5,383
146	146	Loans made by FIG	80	80
	3,094	Owed by Special Funds		5,606
9,413	12,507		8,667	14,273

13. CASH IN HAND, AT BANK AND IN TRANSIT

2018		2019
£000s		£000s
426	Cash in Hand	259
8,028	Cash at Banks	12,072
-	Cash in Transit	-
34	Remittances in Transit	20
8,489	TOTAL	12,351

**FALKLAND ISLANDS GOVERNMENT
FINANCIAL STATEMENTS
for the year ended 30th June 2019**

14. ANALYSIS OF CREDITORS

2018 All Funds £000s	2018 General Funds £000s	Note	2019 All Funds £000s	2019 General Funds £000s
AMOUNTS FALLING DUE WITHIN 1 YEAR				
228	228	Deposits on behalf of other administrations	469	469
1,608	1,608	Income Received in Advance	1700	1,700
6,601	6,601	Accruals	5717	5,717
45	45	Loans to FIG	0	0
	26,342	Owed to Special Funds		13,277
8,481	34,822	Amounts Falling Due Within 1 Year	7,886	21,163
AMOUNTS FALLING DUE AFTER MORE THAN 1 YEAR				
3	3	Loans to FIG	3	3
8,484	34,826	TOTAL	7,889	21,166

15. LOANS TO FIG

2018 £000s	2019 £000s
Loans to FIG	
47	0
3	3
-	-
50	3

16. PROVISIONS FOR LIABILITIES

2018 £000s	2019 £000s
Holiday Credit Scheme	
7	7
0	0
0	622
0	(1)
0	0
7	628

The holiday credit scheme was a benefit given by FIG to residents in order to subsidise the cost of holidays. This provision relates to the obligation FIG has to pay amounts already accrued. The scheme ceased on the 30th June 2011 with the exception of credits held for children under 16 which will be available on the individual's 16th birthday for one year after which time the credits will be forfeit. A new scheme came into effect from the 01st July 2019, backdated to the 1st July 2018, accrual reflects the full amount that could be claimed by registered persons.

**FALKLAND ISLANDS GOVERNMENT
FINANCIAL STATEMENTS
for the year ended 30th June 2019**

17. BALANCE OF INDIVIDUAL SPECIAL FUNDS MANAGED BY THE TREASURY AS PROVIDED FOR BY THE FINANCE AND AUDIT ORDINANCE 1988

2018 £000s		2019 £000s
6,376	Currency Fund	6,607
67,962	Retirement Pensions Fund	73,184
28,185	Insurance Fund	27,207
36,028	Pensions (Old Scheme) Fund	40,523
51,093	Capital Equalisation Fund	37,352
189,645		184,873

18. GENERAL FUND

2018 £000s	Note	2019 £000s
3,289		6,291
32,070	19	35,516
48,006	20	46,414
1	21	56
247,392	22	264,935
330,758		353,212

19. INVESTMENTS REVALUATION RESERVE

2018 £000s	Note	2019 £000s
32,382		32,069
(286)		3,453
(27)		(6)
32,069	19.1	35,516

**FALKLAND ISLANDS GOVERNMENT
FINANCIAL STATEMENTS
for the year ended 30th June 2019**

19. INVESTMENTS REVALUATION RESERVE (Cont.)

19.1 Reconciliation of Investments Revaluation Reserve Balance

2018		2019
£000s		£000s
171,658	Book Value of Consolidated Fund investments	165,500
203,728	Market Value of Consolidated Fund investments	201,016
32,069		35,516

20. FIXED ASSETS REVALUATION RESERVE

2018		2019
£000s	Note	£000s
49,859	Opening brought forward	48,006
	10 Assets added from prior years (not previously recognised)	321
	Correction to B/F 16/17	(53)
	(15) Movement in Livestock	(13)
(1,848)	Realised Element of the Fixed Assets Revaluation Reserve	(1,848)
48,006		46,414

20.1 The realised element relates to the depreciation and disposal of revalued assets

21. DONATED ASSETS RESERVE

2018		2019
£000s		£000s
1	Balance 1 July, brought forward	1
	- Depreciation	-
	- Additions in year	55
1	Balance 30 June, carried forward	56

**FALKLAND ISLANDS GOVERNMENT
FINANCIAL STATEMENTS
for the year ended 30th June 2019**

22. CONSOLIDATED FUND

2018			2019	
£000s	£000s	Note	£000s	£000s
Cash and Operating Cost Statement Resource				
Accounting Adjustments				
	134,496			108,142
	(26,354)			5,842
	108,142			113,984
Other Realisations and Transfers				
(Balance Sheet Resource Accounting Adjustments)				
	123,492			139,250
				Release of over provision
247			(3,001)	
1,848		20	1,901	
27		19	6	
				Introduction of new stock
13,637			12,795	
	15,759			11,701
	247,392			264,935



**D Ferriby
Treasurer**

**FALKLAND ISLANDS GOVERNMENT
FINANCIAL STATEMENTS
for the year ended 30th June 2019**

23. RECONCILIATION OF NET LIQUID ASSETS

2018			2019	
£000s	£000s	Note	£000s	£000s
	223,161			200,402
	Net Liquid Assets as at 1 July			
(21,057)			12,454	
	Increase for operating purposes			
(286)		19	3,453	
	Movement in Investment value			
			-	
	Release of over provision			
			-	
	New stocks introduced			
(1,415)			(137)	
	Other fixed asset movements			
	(22,758)			15,769
	Total Increase in Net Liquid Assets			
	200,402 Net Liquid Assets as at 30 June			216,171

24. OPERATING LEASES

2018		2019	
£000s		£000s	
10		10	
Operating lease rentals charged as an expense			
Operating lease payments due			
9		9	
Payable within 1 year			
19		9	
Payable within 2 to 5 years			
-		-	
Payable over 5 years			
28		18	

**FALKLAND ISLANDS GOVERNMENT
FINANCIAL STATEMENTS
for the year ended 30th June 2019**

25. RECONCILIATION OF CASH FLOW FROM OPERATING ACTIVITIES

	Note	2018 £000s	2019 £000s
Net Operating Surplus Before Interest		(31,542)	(36)
Depreciation and Amortisation		5,246	6,611
Transfers to Special Funds		60,844	7,153
Net Cash (Outflow)/Inflow to the Pension Old Scheme Fund		412	(491)
Net Cash (Outflow)/Inflow from the Retirement Pension Fund		(1,073)	(751)
Net Cash (Outflow)/Inflow from the Insurance Fund		(562)	(536)
Net Cash (Outflow)/Inflow to the Currency Fund		220	200
Investment Manager Accrual Adjustment		(8)	(39)
Consolidated Fund Investment Manager Fees		122	226
(Profit)/Loss on sale of Consolidated Fund Investments		(7,632)	(3,991)
(Profit)/Loss on Sale of Tangible Fixed Assets		(66)	50
Capital Payments Transferred to the Capital Equalisation Fund		(3,697)	(8,703)
Interest Paid		0	0
(Increase)/Decrease in Stock		152	97
(Increase)/Decrease in Trade and Other Receivables		3,391	878
Increase/(Decrease) in Trade and Other Payables		(1,316)	(729)
(Decrease)/Increase in Provisions		(522)	621
Other Non-cash Movements		2	1
Net Cash Inflow from Operating Activities		23,972	562

The special fund cash movement adjustments relate to the Pensions (Old Scheme) Fund, Retirement Pension Fund, Insurance Fund and the Currency Fund. The net figure includes actual receipts and payments with external individuals, for example payments to pensioners, receipts from pensioners, payment of insurance premiums and the issue and destruction of currency. However these do not include the financial transactions processed by Financial Institutions on behalf of FIG, for example those processed by Investment Fund Managers, the proceeds of which are retained within the individual funds.

**FALKLAND ISLANDS GOVERNMENT
FINANCIAL STATEMENTS
for the year ended 30th June 2019**

26. PENSIONS (OLD SCHEME)

The balance of the Fund at 30 June 2019 is £40.5m (2018 - £36.0m), an increase of £4.4m (2018 –£1.7m) from the closing balance for the previous financial year.

Under the provisions of section 5 of the Ordinance, the adequacy of the Fund is required to be reviewed by an independent actuary once every 3 years.

The last full Actuarial valuation was undertaken by XPS pensions as at 30th June 2018. It was reported that the funding position has improved since the 2015 valuation. The most significant influences on the funding position have been FIG contributions of £1.1m per annum to prefund for the guarantees expected to arise over the three years, Investment return of approximately 7% per annum since the previous valuation and Market conditions at 30 June 2018 resulted in a higher value being placed on the liabilities than if market conditions at 30 June 2015 had prevailed.

The result was that the fund was 104% funded on the assumptions used to calculate the value of liabilities at 30 June 2018. The assets were £1.5m higher than the liabilities at the valuation date.

Due to limited value against cost, the provisions of FRS 17 have not been adopted.

27. STATEMENT OF CONTINGENT LIABILITIES

Mortgages

At 30 June 2019 FIG was guarantor for 183 (2018 – 158) personal (housing) mortgages with guaranteed balances totalling £3m (2018 - £3.0m) under the Joint General Mortgage Scheme with Standard Chartered Bank. Each mortgage has an individual repayment date within the period 2020-2044.

28. STATEMENT OF CONTINGENT ASSETS

Corporation Tax

It is not practicable to estimate the potential tax due to Government as at the 30th June for inclusion in the accounts in those cases where company accounts have not been filed.

Other


At 30 June 2016 FIG concluded discussions with a third party in relation to taxation charges due. The company has agreed binding documentation with the Falkland Island Government. The Tax Settlement Deed confirms the quantum and deferment of the outstanding tax liability and reflects the principles agreed between the company and FIG in December 2013 and is made under Falkland Islands Extra Statutory Concession 16. The highlights of this are:

- The outstanding tax liability was confirmed at approximately £64.4 million and payable on the first royalty payment date (or earlier subject to certain events);
- The first royalty payment date is anticipated to occur within six months of first oil production (it is currently estimated that first production will occur approximately four years from the point of commercial project sanction);
- The company provides certain “creditor protection” undertakings to FIG while the tax liability remains outstanding including (i) restriction on dividends or distributions; (ii) granting of first ranking security over the Company’s assets; and (iii) while such security is in place, restrictions, subject to conventional carve outs, on granting further security.

In light of the potential changes to the liability set out above, it has been decided not to include the potential asset in long term debtors as the amount owed is insufficiently certain.

29. RELATED PARTIES

With the exception of some company fishing licences, which were undertaken on an arms-length basis and in the normal course of business, there were no related party transactions that were individually material during the year. This is consistent with the prior year.



**D Ferriby
Treasurer**



FALKLAND ISLANDS GOVERNMENT

**ADDITIONAL STATEMENTS REQUIRED
BY THE
FINANCE AND AUDIT ORDINANCE 1988**

for the year ended 30th June 2019



**FALKLAND ISLANDS GOVERNMENT
FINANCIAL STATEMENTS
for the year ended 30th June 2019**

STATEMENT OF EXPENDITURE IN EXCESS

2018		2019
Nil	Expenditure in excess	Nil


This statement is required to ensure expenditure does not exceed the authorised appropriation and therefore is prepared on a cash basis.


**D Ferriby
Treasurer**

STATEMENT OF ADVANCES

	2018 £000s	2019 £000s
Departmental		
Other Administrations	3	3
Peter Symonds College	396	336
Other	8	20
	408	359

The Statement of Advances is analysed in accordance with Section 25 of the Finance and Audit Ordinance 1988.


**D Ferriby
Treasurer**

STATEMENT OF INVESTMENTS

2018 £000s	GROWTH FUND	2019 £000s
7,178	Cash	6,121
162,491	Other (including equity and property)	159,154
32,807	Fixed Interest	34,682
202,476		199,957
	INCOME FUND	
	- Cash	-
1,251	Fixed Interest	1,059
1,251		1,059
	225 UNLISTED INVESTMENTS	0
203,952	Total Investments of the Consolidated Fund	201,016


**D Ferriby
Treasurer**

**FALKLAND ISLANDS GOVERNMENT
FINANCIAL STATEMENTS
for the year ended 30th June 2019**

STATEMENT OF OUTSTANDING LOANS

2018 £000s	2019 £000s
818 Balance outstanding at 1 July	652
4 Additions during the year - Applied Interest	4
<u>822</u>	<u>656</u>
(171) Receipts during the year - Repayments	(115)
<u>652</u> Balance outstanding at 30 June	<u>540</u>

Notes:

1. This statement agrees to the Balance Sheet, as shown in notes 10 and 12 to the financial statements.

Note 10 Debtors Falling Due after more than 1 year	£ 461
Note 12 Debtors Falling Due within 1 year	<u>£ 80</u>
	<u>£ 541</u>

2. Details of individual loans are set out in the Financial Statements.

3. The balance outstanding at 30 June can be analysed as below: -

Number of Advances	Balance Outstanding	Type of Advance	Number of Advances	Balance Outstanding
2018	2018		2019	2019
£000s	£000s		£000s	£000s
133	640	Dwellings	133	538
-	-	Other	1	-
2	12	Farms	2	2
<u>135</u>	<u>652</u>	TOTAL	<u>136</u>	<u>541</u>

STATEMENT OF LOSSES

2018		2019
50-70	Material Losses	NIL



**D Ferriby
Treasurer**

**FALKLAND ISLANDS GOVERNMENT
FINANCIAL STATEMENTS
for the year ended 30th June 2019**

STATEMENT OF ARREARS OF REVENUE BY SUBHEAD AS AT 30 JUNE

2018		2019	
Arrears £000s	Total Due £000s	Arrears £000s	Total Due £000s
71	95		Central Services
0		8	0 Development and Commercial Services
111	223	1,233	1,488
33	40	30	37
600	1,000	554	1,185
3,158	3,243	711	2,515
10	72	5	31
166	333	322	657
0	0	0	620
0	0	41	101
0	0	0	2
0	0	52	126
175	2,055	(9)	1,995
4,323	7,063	2,947	9,978
	TOTAL		
			Bad Debt Provisions (2,358)
			Loans & Advances 98
			Prepayments 949
			Owed from Special Funds 5,606
			Total per Note 12 14,273

Arrears are defined as amounts unpaid after the 30 day credit period except for Fishing Licences, which are treated as those licences remaining unpaid from fishing seasons up to and including the 1st fishing season of 2008, for which entitlement to fish ended before 30 June 2019. Education loans are repayable over a longer period, and are therefore not treated as arrears. Also, for Taxation debtors, these are payable as follows:

- POAT – amounts due 14th day of following month.
- Personal Tax – for assessments to 31 December 2018, tax payable is due by 30 September 2019.
- Corporation tax – payable 8 months and 1 day following end of accounting period.

STATEMENT OF FUND BALANCES

The Balance Sheet includes the Special Fund Balances and note 17 to the financial statements analyses the balances between the Funds. Separate financial statements are published for each of the Special Funds.




**D Ferriby
Treasurer**

**FALKLAND ISLANDS GOVERNMENT
FINANCIAL STATEMENTS
for the year ended 30th June 2019**

STATEMENT OF EX-GRATIA PAYMENTS

2018			2019	
No of Pensioners	Amount £000s		No of Pensioners	Amount £000s
5	12	Retirement Pensions	5	12

Ex-gratia retirement pensions under the Retirement Pensions Ordinance 1996 are a charge on the Consolidated Fund. Funding for these pensions was provided in the Approved Estimates and appropriated accordingly.



**D Ferriby
Treasurer**

STATEMENT OF UNRETIRED IMPRESTS

2018		2019
Nil	Unretired Imprests	Nil

Petty cash imprests continue to be issued on a trial basis.



**D Ferriby
Treasurer**

STATEMENT OF UNALLOTTED STORES

2018		2019
Nil	Unallotted Stores	Nil

Note: Unallotted stores are defined as those not allocated to Departments.



**D Ferriby
Treasurer**

OTHER STATEMENTS

There are no other statements required by Legislative Assembly.



**D Ferriby
Treasurer**

Independent auditor's report to those charged with governance of the Falkland Islands Government

Opinion

We have audited the financial statements of the Falkland Islands Government (the 'government') for the year ended 30 June 2019 which comprise the Operating Cost Statement, the Statement of Cashflows, Balance Sheet and the related notes, including a summary of principal accounting policies. The financial reporting framework that has been applied in their preparation is the Finance and Audit Ordinance 1988, the Public Funds Ordinance 1990, the Special Funds Ordinance 1993, the Currency Ordinance 1987, the Pensions (Old Scheme) Fund Ordinance 1999, the Retirement Pensions Ordinance 1996 and the Finance Ordinance 2004, reflecting the provisions of the Capital Equalisation Fund Order 2005.

In our opinion, the financial statements:

- give a true and fair view of the state of the corporation's affairs as at 30 June 2019 and of its surplus for the year then ended and;
- have been prepared in accordance with the requirements of the Finance and Audit Ordinance 1988, the Public Funds Ordinance 1990, the Special Funds Ordinance 1993, the Currency Ordinance 1987, the Pensions (Old Scheme) Fund Ordinance 1999, the Retirement Pensions Ordinance 1996 and the Finance Ordinance 2004, reflecting the provisions of the Capital Equalisation Fund Order 2005

Basis for opinion

We conducted our audit in accordance with International Standards on Auditing (UK) (ISAs (UK)) and applicable law. Our responsibilities under those standards are further described in the Auditor's responsibilities for the audit of the financial statements section of our report. We are independent of the corporation in accordance with the ethical requirements that are relevant to our audit of the financial statements in the UK, including the FRC's Ethical Standard and we have fulfilled our other ethical responsibilities in accordance with these requirements. We believe that the audit evidence we have obtained is sufficient and appropriate to provide a basis for our opinion.

The Impact of Uncertainties due to the United Kingdom exiting the European Union on our audit

The United Kingdom withdrew from the European Union on 31 January 2020 and entered into an Implementation Period which is scheduled to end on 31 December 2020. However the terms of the future trade and other relationships with the European Union are not yet clear, and it is therefore not currently possible to evaluate all the potential implications to the Government's trade, customers, suppliers and the wider economy.

We considered the impact of Brexit on the Government as part of our audit procedures, applying a standard firm wide approach in response to the uncertainty associated with the Government's future prospects and performance. However, no audit should be expected to predict the unknowable factors or all possible implications for the Government and this is particularly the case in relation to Brexit.

Conclusions relating to going concern

We have nothing to report in respect of the following matters in relation to which the ISAs (UK) require us to report to you where:

- the use of the going concern basis of accounting in the preparation of the financial statements is not appropriate; or
- where those charged with governance have not disclosed in the financial statements any identified material uncertainties that may cast significant doubt about the corporation's ability to continue to adopt the going concern basis of accounting for a period of at least twelve months from the date when the financial statements are authorised for issue.

Other information

Those charged with governance are responsible for the other information. The other information comprises the information included in the introduction, other than the financial statements and our auditor's report thereon. Our opinion on the financial statements does not cover the other information and, except to the extent otherwise explicitly stated in our report, we do not express any form of assurance conclusion thereon.

In connection with our audit of the financial statements, our responsibility is to read the other information and, in doing so, consider whether the other information is materially inconsistent with the financial statements or our knowledge obtained in the audit or otherwise appears to be materially misstated. If we identify such material inconsistencies or apparent material misstatements, we are required to determine whether there is a material misstatement in the financial statements or a material misstatement of the other information. If, based on the work

we have performed, we conclude that there is a material misstatement of this other information, we are required to report that fact.

We have nothing to report in this regard.

Matters on which we are required to report by exception

In light of the knowledge and understanding of the government and its environment obtained in the course of the audit, we have not identified material misstatements in the financial statements.

Responsibilities of Treasurer

As explained more fully in the Statement of Treasurer's responsibilities statement set out on page 6, the Treasurer is responsible for the preparation of the financial statements in accordance with applicable law, managing the financial statements of the Government, ensuring the regularity of financial transactions, ensuring that all monies received and paid by Government are brought promptly and properly to account, reporting to the Financial Secretary in writing any apparent defect in departmental controls of revenue, expenditure, cash, stamps, stores and other property of the Government and any breach or non-observance of Financial instructions and ensuring that adequate provisions exist for safe custody of public monies and securities and for being satisfied that they give a true and fair view, and for such internal control as they determine necessary to enable the preparation of financial statements that are free from material misstatement, whether due to fraud or error.

In preparing the financial statements, the Treasurer is responsible for assessing the government's ability to continue as a going concern, disclosing, as applicable, matters related to going concern and using the going concern basis of accounting unless they intend to liquidate the government or to cease operations, or have no realistic alternative but to do so.

Auditor's responsibilities for the audit of the financial statements

Our objectives are to obtain reasonable assurance about whether the financial statements as a whole are free from material misstatement, whether due to fraud or error, and to issue an auditor's report that includes our opinion. Reasonable assurance is a high level of assurance, but is not a guarantee that an audit conducted in accordance with ISAs (UK) will always detect a material misstatement when it exists. Misstatements can arise from fraud or error and are considered material if, individually or in the aggregate, they could reasonably be expected to influence the economic decisions of users taken on the basis of these financial statements.

Those standards require us to comply with the Financial Reporting Council's Ethical Standard. A further description of our responsibilities for the audit of the financial statements is located on the Financial Reporting Council's website at www.frc.org.uk/auditorsresponsibilities. This description forms part of our auditor's report.

Use of our report

Our audit work has been undertaken so that we might state to the corporation's members those matters we are required to state to them in an auditor's report and for no other purpose. To the fullest extent permitted by law, we do not accept or assume responsibility to anyone other than the corporation and the corporation's members as a body for our audit work, for this report, or for the opinions we have formed.

Mazars LLP
Chartered Accountants and Statutory Auditor
90 Victoria Street, Bristol, BS1 6DP