

**Department of Agriculture**

**Farm Management Handbook**

**Farm Improvement  
Programme Section**

**(Colour code: Black)**



## Suggested inputs to be considered under FIP for 2014

The below does not cover all items

Items will be considered on a farm by farm basis

Items will be considered based on possible economical returns and where labour can be reduced to increasing profit

### Agronomy (Agricultural/Horticultural)

- Fertiliser
- Seed
- Agricultural chemicals
- Equipment hire
- Contractor hire
- Fuel
- Hay/Silage equipment
- Irrigation equipment

### Laboratory testing (domestic & international testing)

- Soil
- Feed
- Plant
- Blood
- Tissue
- Mid-side samples
- FEC

### Fencing

- Standard and electrical fencing equipment for new fences
- Gates for new and existing fences where gates improve grazing management/ farm efficiency
- Contracted labour requirements
- Fence-line clearing costs

### External services/consultants

- Approved consultancy fees
- Approved technician fees
- Business support software and services

### Machinery/Equipment

- Pneumatic tools to reduce labour inputs
- Livestock handling equipment

- Wool handling equipment

#### Animal Husbandry

- Vaccines/Drench
- Mineral supplements
- Lice treatment
- Shelter
- Water troughs and associated equipment
- Feed troughs and associated equipment
- Supplementary feed

#### Animal genetics

- Semen/Embryos of approved sheep, cattle and other agreed species
- Purchase of permitted live animal genetics
- AI/ET technicians
- AI/ET training

#### Ditching

- Machinery hire
- Fuel
- Contractor labour hire

#### **Items which will not be considered**

- Passenger carrying vehicles
- Tractors



**2015/16 COMBINED FIP, LABOUR SCHEME & CATTLE GENETICS APPLICATION**

1 FARM NAME

2 APPLICANT DETAILS

(name and address)

3 LEGAL STATUS OF APPLICANT TO FARM

OWNER

LEASE HOLDER

\* IF LEASE HOLDER, WHEN DOES LEASE EXPIRE?

4 HAVE YOU HAD FIP FUNDING PREVIOUSLY?

YES

NO

\* IF NO, PROVIDE AN OVERVIEW OF THE FARM BUSINESS THAT IS THE SUBJECT OF THIS APPLICATION, INCLUDING:

COMMERCIAL LIVESTOCK NUMBERS

PROPOSED HORTICULTURAL ACTIVITY

**NOTE: APPLICANTS MUST SATISFY SCALE OF OPERATION CRITERIA TO BE ELIGIBLE FOR THE FIP AS FOLLOWS:**

\* MINIMUM OF 2000 DSE

OR

\* PROJECTED GROSS TURNOVER OF £10,000+ PER ANNUM

5 BRIEFLY DESCRIBE WHAT YOU HOPE TO USE 2015-2016 FUNDING FOR, AND HOW WILL IT ASSIST YOUR BUSINESS (100 WORDS OR LESS)

# User Guide to Excel FIP Applications

## Tips on filling out the application

1. Before you start, click on File at the top of the page, go to Save as, change the name of the file from 'FIP TEMPLATE Master' to your farm name and year and save.
2. **Fill in your farm name & application year on the Summary page - this will carry through to all other pages**
3. You only need to enter information into the blue coloured cells.
4. All white cells will automatically tally.
5. It is very important to enter the paddock size at the top of the page when asked
6. To increase or decrease the size of the page you are looking at, click on view at the top of the screen then select zoom
7. Every time you close the program make sure when you reopen it you open the file which you saved at the start.  
This will ensure you don't lose any work and will only produce one workbook.
8. If you are unsure or need help with this application, please contact the Dept of Agriculture

## 1. Agronomy

Click on a hyperlink below to select an application form for each paddock you wish to sow and/or fertilise. You will need to fill out one application per paddock. Once in the application you can return to this page by clicking the link at the top of the application. Once you have completed the application please type in the paddock's name beside the hyperlink.

Hyperlink	Paddock Name
<a href="#">Agronomy 1</a>	
<a href="#">Agronomy 2</a>	
<a href="#">Agronomy 3</a>	
<a href="#">Agronomy 4</a>	
<a href="#">Agronomy 5</a>	
<a href="#">Agronomy 6</a>	
<a href="#">Agronomy 7</a>	
<a href="#">Agronomy 8</a>	
<a href="#">Agronomy 9</a>	
<a href="#">Agronomy 10</a>	

Hyperlink	Paddock Name
<a href="#">Agronomy 11</a>	
<a href="#">Agronomy 12</a>	
<a href="#">Agronomy 13</a>	
<a href="#">Agronomy 14</a>	
<a href="#">Agronomy 15</a>	
<a href="#">Agronomy 16</a>	
<a href="#">Agronomy 17</a>	
<a href="#">Agronomy 18</a>	
<a href="#">Agronomy 19</a>	
<a href="#">Agronomy 20</a>	

## 2. Horticulture

Hyperlink	Paddock Name
<a href="#">Horticulture 1</a>	
<a href="#">Horticulture 2</a>	

## 3. Fencing and Grazing Management

Click on a hyperlink below to select an application form for each fence you wish to erect. You will need to fill out one application per paddock. Once in the application you can return to this page by clicking the link at the top of the application. When you have completed the application please type in the paddocks name beside the hyperlink.

Hyperlink	Paddock Name
<a href="#">Fencing and Grazing 1</a>	
<a href="#">Fencing and Grazing 2</a>	
<a href="#">Fencing and Grazing 3</a>	
<a href="#">Fencing and Grazing 4</a>	
<a href="#">Fencing and Grazing 5</a>	

## 4. Animal Husbandry Treatments

Click on the hyperlink below to bring up the application

[Animal Husbandry](#)

## 5. Animal Husbandry other

Click on the hyperlink below to bring up the application

[Animal Husbandry Other](#)

## 6. Cattle Genetics

Click on the hyperlink below to bring up the application

[Cattle Genetics](#)

## 7. Sheep Genetics

Click on the hyperlink below to bring up the application

[Sheep Genetics](#)

Click on the hyperlink below to bring up the application

## 8. Other Genetics

Click on the hyperlink below to bring up the application

[Other Genetics](#)

## 9. Ditching

Click on the hyperlink below to bring up the application

[Ditching](#)

## 10. Laboratory and external services/consultants

Click on the hyperlink below to bring up the application

[Lab Testing](#)

## 11. Machinery and equipment

Click on the hyperlink below to bring up the application

[Machinery and Equipment](#)

## 12. Labour Scheme

Click on the hyperlink below to bring up the application

[Labour Scheme](#)

## Summary:

Farm Name:

My Farm

Year: e.g. 2015/16

2015/16

## Totals for FIP Application

Agronomy inputs	£	0.00
Horticultural Inputs	£	0.00
Fencing and Grazing Management	£	0.00
Animal Husbandry treatments	£	0.00
Animal Husbandry other	£	0.00
Cattle Genetics	£	0.00
Sheep Genetics	£	0.00
Other Genetics	£	0.00
Ditching	£	0.00
Lab Testing/Consultants	£	0.00
Machinery and equipment	£	0.00
<b>Total FIP</b>	<b>£</b>	<b>0.00</b>
<b>Labour Scheme Application</b>	<b>£</b>	<b>0.00</b>

FIP Agronomy Application

Farm Name: My Farm

Year: 2015/16

[Click to go back to Instructions](#)

Paddock Name: \_\_\_\_\_

Size (Ha) \_\_\_\_\_

History

Seed										Paddock Fertiliser Histor						Additional Information or Comment:	
Last Year	Rate Sown kg/Ha	Yield T/Ha*	2 Years Ago	Rate Sown kg/Ha	Yield T/Ha*	3 Years Ago	Rate Sown kg/Ha	Yield T/Ha*	1st cultivate d and sown	Last Year	Rate kg/ha	2 Years Ago	Rate kg/ha	3 Years Ago	Rate kg/ha		

\* If you are unable to record T/Ha place a letter in the box Yield T/Ha above A - being excellent down to F - being a Failure

Please answer the following questions with Y for yes and N for no.

Has the paddock had a soil test?  GPS coordinates if paddock name is not supplied W   
Soil test are required prior to the sowing of each new crop S

Is the site weed free?

Does the site suffer from water logging?

Inputs for the coming Season

Seed					Fertiliser					Chemical					Cultivation and Sowing Costs				
Seed Type	Variety	Rate kg/ha	Total Required	Cost/Kg (£)	Total Costs	Product	Rate kg/ha	Total Required	Cost/Kg (£)	Total Costs	Product	Rate kg/ha or L/ha	Total Required	Cost/Kg or L (£)	Total Costs	Method	By Whom	Cost /Ha (£)	Total Cost
		0			0.00			0		0.00			0		0.00				0.00
		0			0.00			0		0.00			0		0.00				0.00
		0			0.00			0		0.00			0		0.00				0.00
		0			0.00			0		0.00			0		0.00				0.00
		0			0.00			0		0.00			0		0.00				0.00
		0			0.00			0		0.00			0		0.00				0.00
		0			0.00			0		0.00			0		0.00				0.00
		0			0.00			0		0.00			0		0.00				0.00
		0			0.00			0		0.00			0		0.00				0.00
Totals		0			£ 0.00			0		£ 0.00			0		£ 0.00	Total of own equipment costs	SELF		0.00
																Total of own labour costs	SELF		0.00

Please include in your application a photograph of your selected paddo  
Please Note: Cost of personal labour cannot be claimed on FIP but including it will assist with showing the true costs of Farm Improvem

Total Costs £ 0.00  
Costs/Ha £ 0.00  
Total Funds Requested Minus Personal Labour £ 0.00

10 Year Paddock Plan

Year	Crop/Pasture	To be used for	Proposed Maintenance or Input

Please remember to save this file before moving to another page  
[Click to go back to Instructions](#)

FIP Horticulture Application

Farm Name: **My Farm**

Year: **2014/15**

[Click to go back to Instructions](#)

Plot Name:

Size (Ha)

Seed											Plot Fertiliser History					Additional Information or Comments:
Last Year	Rate Sown kg/Ha	Yield T/Ha*	2 Years Ago	Rate Sown kg/Ha	Yield T/Ha*	3 Years Ago	Rate Sown kg/Ha	Yield T/Ha*	1st cultivated and sown	Last Year	Rate kg/ha	2 Years Ago	Rate kg/ha	3 Years Ago	Rate kg/ha	

\* If you are unable to record T/Ha place a letter in the box Yield T/Ha above **A** - being excellent down to **F** - being a Failure

Please answer the following questions with Y for yes and N for no.

Has the plot had a soil test?  GPS coordinates if Plot name is not supplied W   
 Soil test are required prior to the sowing of each new crop S

Is the site weed free?

Does the site suffer from water logging?

Inputs for the coming Season

Seed					Fertiliser					Chemical					Cultivation and Sowing Costs				
Seed Type	Variety	Rate g/m <sup>2</sup>	Total Required	Cost/Kg (£)	Total Costs	Product	Rate g/m <sup>2</sup>	Total Required	Cost/Kg (£)	Total Costs	Product	Rate g/m <sup>2</sup> or L/m <sup>2</sup>	Total Required	Cost/Kg or L (£)	Total Costs	Method	By Whom	Cost /m <sup>2</sup> (£)	Total Cost
		0			0.00			0		0.00			0		0.00				0.00
		0			0.00			0		0.00			0		0.00				0.00
		0			0.00			0		0.00			0		0.00				0.00
		0			0.00			0		0.00			0		0.00				0.00
		0			0.00			0		0.00			0		0.00				0.00
		0			0.00			0		0.00			0		0.00				0.00
		0			0.00			0		0.00			0		0.00				0.00
		0			0.00			0		0.00			0		0.00				0.00
		0			0.00			0		0.00			0		0.00				0.00
Totals		0			£ 0.00			0		£ 0.00			0		£ 0.00				£ 0.00

Please include in your application a photograph of your selected Plot

Please Note: Cost of personal labour cannot be claimed on FIP but including it will assist with showing the true costs of Farm Improvements.

Total Costs  £ 0.00  
 Costs/Ha  £ 0.00  
**Total Funds Requested Minus Personal Labour**  £ 0.00

5 Year Plot Plan

Year	Crop	Potential market?	Proposed Maintenance or Input

Please remember to save this file before moving to another page

[Click to go back to Instructions](#)



# Fencing and Grazing application

Farm Name: My Farm

Year 2015/16

[Click to go back to Instructions](#)

Paddock Name:

What livestock will benefit from the changes?

<input type="text"/> Ewes	<input type="text"/> Wethers	<input type="text"/> Young Sheep	<input type="text"/> Rams
<input type="text"/> Cows	<input type="text"/> Steers	<input type="text"/> Young Cattle	<input type="text"/> Other <input type="text"/>

Size (Ha)

Please submit a copy of your farm map which includes a topographical overlay showing the location of the proposed fencing. Contact the DoA if you require assistance with mapping requirements  
 Please Note: Cost of personal labour cannot be claimed on FIP but by including it will assist with showing the true costs of Farm Improvements.

ITEM	AMOUNT	PRICE (£)	TOTALS		
Length of the fence to be constructed	<input type="text"/> m				<p><b>GPS coordinates</b></p> <div style="border: 1px solid black; height: 150px; width: 100%;"></div> <p><b>Comments</b></p> <div style="border: 1px solid black; height: 250px; width: 100%;"></div>
Number of wires	<input type="text"/> m	<input type="text"/> m	<input type="text"/> 0.00		
Netting/Mesh required	<input type="text"/> m	<input type="text"/> m	<input type="text"/> 0.00		
Wooden posts required	<input type="text"/>	<input type="text"/> ea	<input type="text"/> 0.00		
Number of back stays/end assemblies required	<input type="text"/>	<input type="text"/> ea	<input type="text"/> 0.00	Type <input type="text"/>	
Number of standards required	<input type="text"/>	<input type="text"/> ea	<input type="text"/> 0.00	Type <input type="text"/>	
Number of batons or droppers required	<input type="text"/>	<input type="text"/> ea	<input type="text"/> 0.00	Type <input type="text"/>	
Energiser required	<input type="text"/>	<input type="text"/> ea	<input type="text"/> 0.00	Type <input type="text"/>	
Electric fencing hand reel	<input type="text"/>	<input type="text"/> ea	<input type="text"/> 0.00	Type <input type="text"/>	
Insulated wire (under gate)	<input type="text"/> m	<input type="text"/> ea	<input type="text"/> 0.00		
Temporary batons for electric fence	<input type="text"/>	<input type="text"/> ea	<input type="text"/> 0.00	Type <input type="text"/>	
Standard insulators required	<input type="text"/>	<input type="text"/> ea	<input type="text"/> 0.00	Type <input type="text"/>	
End strain Insulators (e.g. bull nose)	<input type="text"/>	<input type="text"/> ea	<input type="text"/> 0.00	Type <input type="text"/>	
Wire strainers	<input type="text"/>	<input type="text"/> ea	<input type="text"/> 0.00	Type <input type="text"/>	
Clamps or grapples	<input type="text"/>	<input type="text"/> ea	<input type="text"/> 0.00	Type <input type="text"/>	
Electric tape required	<input type="text"/>	<input type="text"/> m	<input type="text"/> 0.00	Type <input type="text"/>	
Tie-downs required	<input type="text"/>	<input type="text"/> ea	<input type="text"/> 0.00	Type <input type="text"/>	
Gates	<input type="text"/>	<input type="text"/> ea	<input type="text"/> 0.00	Type <input type="text"/>	
Other equipment	<input type="text"/>	<input type="text"/> ea	<input type="text"/> 0.00	Type <input type="text"/>	
Other tools	<input type="text"/>	<input type="text"/> ea	<input type="text"/> 0.00	Type <input type="text"/>	
Fence-line clearing costs	<input type="text"/> Distance Km	<input type="text"/> cost/Km	<input type="text"/> 0.00		
External farm labour costs	<input type="text"/> Hours	<input type="text"/> cost/hour	<input type="text"/> 0.00		
Personal farm labour costs	<input type="text"/> Hours	<input type="text"/> cost/hour	<input type="text"/> 0.00		
<b>TOTAL COST</b>			£ <input type="text"/> 0.00		

Please remember to save this file before moving to another page

[Click to go back to Instructions](#)

**Animal Husbandry - treatments**

Year 2014/15

Farm Name: My Farm

[Click to go back to Instructions](#)

\*These sections must be completed  
Please Note: A Faecal Egg Count is required prior to drenching

Sheep										*Describe the management of the stock being treated and benefits of treatment
Treatments										
Name of Treatment? <input style="width: 90%;" type="text"/>										
Name of Treatment used last year? <input style="width: 90%;" type="text"/>										
Name of Treatment used the year before last? <input style="width: 90%;" type="text"/>										
No animals	Weight of animal Kg (Heaviest in class)	Class	Dose Rate as per product label	Unit ml/kg	Cost of product per container (£)	Container size	Unit	Actual containers required	Subtotal	
									0.00	
									0.00	
									0.00	
									0.00	
									0.00	
									0.00	
									0.00	
									0.00	
Total Funds Requested					£	<input style="width: 50px; text-align: center;" type="text" value="0.00"/>	Actual cost of treatments		£	<input style="width: 50px; text-align: center;" type="text" value="0.00"/>
<b>Additional Comments:</b>										
Cattle or other										*Describe the management of the stock being treated and benefits of treatment
Treatments										
Name of Treatment? <input style="width: 90%;" type="text"/>										
Name of Treatment used last year? <input style="width: 90%;" type="text"/>										
Name of Treatment used the year before last? <input style="width: 90%;" type="text"/>										
No animals	Weight of animal Kg (Heaviest in class)	Class	Dose Rate as per product label	Unit ml/kg	Cost of product per container (£)	Container size	Unit	Actual containers required	Subtotal	
									0.00	
									0.00	
									0.00	
									0.00	
									0.00	
									0.00	
									0.00	
									0.00	
Total Funds Requested					£	<input style="width: 50px; text-align: center;" type="text" value="0.00"/>	Actual cost of treatments		£	<input style="width: 50px; text-align: center;" type="text" value="0.00"/>
<b>Additional Comments:</b>										

Please remember to save this file before moving to another page

[Click to go back to Instructions](#)

**Animal Husbandry other application**

Farm Name: My Farm Year 2015/16

[Click to go back to Instructions](#)

What livestock will benefit from the changes?  Ewes  Young Sheep  Rams  
 Cows  Young Cattle  Other

Please Note: Cost of personal labour cannot be claimed on FIP but by including it will assist with showing the true costs of Farm Improvements.

Item	Description	AMOUNT	PRICE (£)	TOTALS
<b>Shelter</b>				
Type	<input type="text"/>			
Materials	<input type="text"/>	<input type="text"/>	<input type="text"/>	<input type="text" value="0.00"/>
Fuel	<input type="text"/>	<input type="text"/>	<input type="text"/>	<input type="text" value="0.00"/>
<b>Water</b>				
Troughs	<input type="text"/>	<input type="text"/>	<input type="text" value="ea"/>	<input type="text" value="0.00"/>
Tanks	<input type="text"/>	<input type="text"/>	<input type="text" value="ea"/>	<input type="text" value="0.00"/>
Pipes	<input type="text"/>	<input type="text"/>	<input type="text" value="m"/>	<input type="text" value="0.00"/>
Pumps	<input type="text"/>	<input type="text"/>	<input type="text" value="ea"/>	<input type="text" value="0.00"/>
Bores	<input type="text"/>	<input type="text"/>	<input type="text" value="ea"/>	<input type="text" value="0.00"/>
Fittings	<input type="text"/>	<input type="text"/>	<input type="text" value="ea"/>	<input type="text" value="0.00"/>
Other	<input type="text"/>	<input type="text"/>	<input type="text"/>	<input type="text" value="0.00"/>
<b>Feed</b>				
Troughs/feed rings	<input type="text"/>	<input type="text"/>	<input type="text" value="ea"/>	<input type="text" value="0.00"/>
Supplementary feed	<input type="text"/>	<input type="text"/>	<input type="text" value="ton"/>	<input type="text" value="0.00"/>
	<input type="text"/>	<input type="text"/>	<input type="text"/>	<input type="text" value="0.00"/>
<b>Other</b>				
	<input type="text"/>	<input type="text"/>	<input type="text"/>	<input type="text" value="0.00"/>
	<input type="text"/>	<input type="text"/>	<input type="text"/>	<input type="text" value="0.00"/>
External Farm Labour Costs	<input type="text"/>	<input type="text"/>	<input type="text"/>	<input type="text" value="0.00"/>
Personal Farm Labour Costs	<input type="text"/>	<input type="text"/>	<input type="text"/>	<input type="text" value="0.00"/>
<b>TOTAL COST</b>			£	<input type="text" value="0.00"/>

**Benefits of husbandry practice**

**Describe management practices**

**Please remember to save this file before moving to another page**

[Click to go back to Instructions](#)

## FIP Cattle Genetics

[Click to go back to Instructions](#)

Farm Name: My Farm

Year 2015/16

Using actual data, please fill in the following

	Average Weaning Weight Kg	Average Live Weight at Slaughter	Average Age at Slaughter	Average Calving %	Number of Prime cattle for slaughter
	<i>Use actual weights</i>	<i>Use actual weights or use deadweight from FIMCo x 2</i>	<i>Use Cattle Registration info</i>	<i>Number of calves/cows mated</i>	<i>projected totals</i>
Current					
Target					
Time frame to achieve target in years					

### Outline the Genetic Input

Breed	Source	No.	Cost /Unit (£)	Subtotals
Black Angus	Local Supplier			0.00
Red Angus	Imported Semen			0.00
Hereford	National Beef Herd			0.00
Murray Grey	Imported Embryos			0.00
Other	Imported livestock			0.00
AI/ET Tech Costs				0.00
AI/ET Training cost				0.00
<b>Est Total Vet &amp; Drug Costs (£)</b>				0.00
			<b>Total £</b>	<b>0.00</b>

Explain what management systems you will put in place to increase livestock performance and decrease mortality

Heifer/Cow Selection:	
Nutrition:	
Management:	

### Previous Results

Please state what calving % you have achieved from the last two seasons from your method of Genetic Input

Previous Year	%		Method	
Last Year	%		Method	

### Comments

Number of Cows to be joined or inseminated  
 Number of Heifers to be joined or inseminated  
 Total Funds Requested

£ 0.00

Please remember to save this file before moving to another page

[Click to go back to Instructions](#)

# FIP Sheep Genetics

[Click to go back to Instructions](#)

Farm Name: My Farm

Year 2015/16

Goal of Genetic Gains:  Improved wool production  Improved meat production

Using actual data please fill in the following

	Average Hogget MFD (µ)	Average flock MFD (µ)	Average Ewe BWT (Kg)	Average Hogget BWT (Kg)	Average CFW (Kg)
	<i>Use Core Sample or Wool Cert Info</i>	<i>Use Core Sample or Wool Cert Info</i>	<i>Enter only if you have weighed any or from FIMCo cull ewe info</i>	<i>Enter only if you have weighed any or from FIMCo info</i>	<i>From Midside Sample info or Weights on farm</i>
Current					
Target					
Time frame to achieve target in years					

MFD = Mean Fibre Diameter (micron), BWT = Bodyweight, CFW = Clean fleece weight

## Outline the Genetic Input

Breed	Method	Source	No.	Cost /Unit (£)	Subtotals
Polwarth	AI (laparoscopic)	Local Supplier			0.00
Merino	CAI (cervical)	Imported Semen			0.00
Dohne	Ram Purchase	National Stud Flock			0.00
SAMM		Imported Embryos			0.00
Other (name breed):		Imported livestock			0.00
		AI/ET Tech Costs			0.00
		AI/ET Training cost			0.00
		<b>Est Total Vet &amp; Drug Costs (£)</b>			0.00
		<b>Total £</b>			<b>0.00</b>

## Pregnant Ewe Management

Please give a brief out line of what management systems you will put into place to increase livestock performance and decrease mortality.

Ewe Selection:	
Nutrition:	
Management:	

## Previous Results

Please state what lambing % you have achieved from the last two lambing from your method of Genetic Input

Previous Year	%		Method	
Last Year	%		Method	

## Comments

Number of Ewes to be joined or inseminated

Total Funds Requested

	0.00
--	------

Please remember to save this file before moving to another page

[Click to go back to Instructions](#)

## FIP Other Genetics

[Click to go back to Instructions](#)

Farm Name: My Farm

Year 2015/16

Species type:

Using actual data please fill in the following

	Average Weaning Weight Kg	Average Live Weight at Slaughter	Average Age at Slaughter	Average birthing %	Number of suitable animals for slaughter	Volume of end products other than meat
	<i>Use actual weights</i>	<i>Use actual weights or use deadweight from FIMCo x 2</i>	<i>Use birth records</i>	<i>Number of animals mated</i>	<i>projected totals</i>	<i>projected totals</i>
Current						
Target						
Time frame to achieve target in years						

### Outline the Genetic Input

Breed	Source	No.	Cost /Unit (£)	Subtotals
	Local Supplier			0.00
	Imported semen			0.00
	Imported embryos			0.00
	Imported livestock			0.00
	Other			0.00
	AI/ET Tech Costs			0.00
	AI/ET Training cost			0.00
	<b>Est Total Vet &amp; Drug Costs (£)</b>			0.00
			£	<b>0.00</b>

Explain what management systems you will put in place to increase livestock performance

Animal Selection:	
Nutrition:	
Management:	

### Previous Results

Please state what birthing % you have achieved from the last two seasons from your method of Genetic Input

Previous Year	%		Method	
Last Year	%		Method	

### Comments

Number of animals to be joined or inseminated  
Total Funds Requested

£ **0.00**

**Please remember to save this file before moving to another page**

[Click to go back to Instructions](#)

# FIP Ditching Application

Farm Name: My Farm Year 2014/15

[Click to go back to Instructions](#)

What livestock will benefit from the changes?  Ewes  Wethers  Rams  
 Cows  Steers  Other

Please submit a copy of your farm map which includes a topographical overlay showing the location of ditching.  
 Contact the DoA if you require assistance with this.

**Sites selected for ditching must be viewed or discussed with an Agricultural Adviser prior to submitting an application**

Please Note: Cost of personal labour cannot be claimed on FIP but including it will assist with showing the true costs of farm improvements.

Paddock Name or GPS coordinates	Length (km)	Who will do the work	Labour Cost £/km	Equipment Cost £/km	Fuel Cost £/km	Associated costs*	Total Cost
							0.00
							0.00
							0.00
							0.00
							0.00
							0.00
							0.00
							0.00
							0.00
							0.00
							0.00
							0.00
						Total Cost	£ 0.00
						Total funds requested minus personal labour	£ 0.00

\* Associated costs include contractor travel and delivery costs

**How will the ditches be maintained?**

**Comments**

Please remember to save this file before moving to another page

[Click to go back to Instructions](#)

**Laboratory and external services and consultants**

Year 2014/15

Farm Name: My Farm

[Click to go back to Instructions](#)

What livestock will benefit from the changes?  Ewes  Wethers  Rams  
 Cows  Steers  Other

Please submit a copy of your farm map which includes a topographical overlay showing the location of the proposed activities where relevant.  
 Contact the DoA if you require assistance with mapping requirements

Please Note: Cost of personal labour cannot be claimed on FIP but by including it will assist with showing the true costs of Farm Improvements.

Service	AMOUNT	PRICE (£)	TOTALS
Soil testing	<input type="text"/> ea	<input type="text"/>	<input type="text"/> 0.00
Plant testing	<input type="text"/> ea	<input type="text"/>	<input type="text"/> 0.00
Feed testing	<input type="text"/> ea	<input type="text"/>	<input type="text"/> 0.00
Blood testing	<input type="text"/> ea	<input type="text"/>	<input type="text"/> 0.00
Tissue testing	<input type="text"/> ea	<input type="text"/>	<input type="text"/> 0.00
Feecal egg counts	<input type="text"/> ea	<input type="text"/>	<input type="text"/> 0.00
Mid-side Sample	<input type="text"/> ea	<input type="text"/>	<input type="text"/> 0.00
<input type="text"/>	<input type="text"/>	<input type="text"/>	<input type="text"/> 0.00
<input type="text"/>	<input type="text"/>	<input type="text"/>	<input type="text"/> 0.00
<input type="text"/>	<input type="text"/>	<input type="text"/>	<input type="text"/> 0.00
Consultancy fees	<input type="text"/> /hr	<input type="text"/>	<input type="text"/> 0.00
Technician fees	<input type="text"/> /hr	<input type="text"/>	<input type="text"/> 0.00
Business support products (e.g. software)	<input type="text"/> ea	<input type="text"/>	<input type="text"/> 0.00
<b>TOTAL COST</b>			£ <input type="text"/> 0.00

**What do you intend to action from the test results?**

**Expected benefits to business from service or product**

**Please remember to save this file before moving to another page**

[Click to go back to Instructions](#)



## Labour Scheme

Farm Name: My Farm

Year 2015/16

[Click to go back to Instructions](#)

This application is for the Labour Scheme only, and should not exceed £1,500 for the year.

Item	HOURS	COST/HR (£)	TOTAL
FENCING	<input type="text"/>	<input type="text" value="6.00"/> ea	<input type="text" value="0.00"/>
PASTURE IMPROVEMENT (NON-FIP ONLY)	<input type="text"/>	<input type="text" value="6.00"/> ea	<input type="text" value="0.00"/>
MAJOR BUILDING / DEVELOPMENT PROJECTS	<input type="text"/>	<input type="text" value="6.00"/> ea	<input type="text" value="0.00"/>
MAINTENANCE OF FARM BUILDINGS	<input type="text"/>	<input type="text" value="6.00"/> ea	<input type="text" value="0.00"/>
EMPLOYMENT OF AGRICULTURAL TRAINEES	<input type="text"/>	<input type="text" value="5.00"/> ea	<input type="text" value="0.00"/>
<b>TOTAL COST (NOT TO EXCEED £1,500)</b>			£ <input type="text" value="0.00"/>

***Please remember to save this file before moving to another page***

[Click to go back to Instructions](#)

## Machinery and Equipment

Farm Name: My Farm

Year 2014/15

[Click to go back to Instructions](#)

This application is for machinery and/or equipment that aids in reducing on-farm labour requirements and in turn improves farm productivity. Equipment that will assist to better evaluate farm outputs or improve end products will also be considered under this section. Items that will not be considered include: vehicles, tractors and motorbikes

Item	AMOUNT	PRICE (£)	TOTAL
<input type="text"/>	<input type="text"/>	<input type="text"/> ea	<input type="text"/> 0.00
<input type="text"/>	<input type="text"/>	<input type="text"/> ea	<input type="text"/> 0.00
<input type="text"/>	<input type="text"/>	<input type="text"/> ea	<input type="text"/> 0.00
<input type="text"/>	<input type="text"/>	<input type="text"/> ea	<input type="text"/> 0.00
<input type="text"/>	<input type="text"/>	<input type="text"/> ea	<input type="text"/> 0.00
<b>TOTAL COST</b>		£	<input type="text"/> <b>0.00</b>

For each item above, please provide details below on the following:

How will this item reduce labour requirements

How will the item improve farm productivity

Please provide details of equipment to be considered, i.e. product specification documents, brochures etc.

**Please remember to save this file before moving to another page**

[Click to go back to Instructions](#)

## **For Public Distribution**

**Title of Report:** Proposed changes to Farm Improvement Programme (FIP)  
**Report of:** Senior Agricultural Advisor/Agricultural Advisors  
**Meeting:** Agricultural Advisory Committee  
**Date:** March 2014

---

### **1. Purpose**

1.1 To make amendments to FIP to allow further clarity of fund allocations.

### **2. Recommendations**

- 2.1 Allow FIP applicants to apply for the maximum allocation per business. Actual totals to be determined based on total number of applicants each year.
- 2.2 Remove restrictions on breakdown of spending for allocations of approved funds i.e. allow allocation to be spent on any approved agricultural/horticultural inputs.
- 2.3 Broaden FIP funding to include any reasonable inputs that improve farm productivity/income (see appendix 1)
- 2.4 Applicants must complete the approved FIP application form in full with relevant supporting information for funding to be approved (e.g. property map, cropping history)
- 2.5 All FIP applications to be considered on a case-by-case basis particularly in relation to determining approval for items under recommendation 2.3
- 2.6 Approval to be determined by relevant DoA Advisors
- 2.7 Items requested under FIP funding allocation must not be subsidised or further funded by other subsidy or lending programmes (e.g. FIDC/RDS)

### **3.0 Background**

3.1 The Farm Improvement programme was originally established in 1998/99 as the Pasture Improvement programme to provide assistance to the industry and support its development. Over time the scheme has broadened to include many agricultural inputs. Discerning between what is and is not included under FIP has become difficult for both the farmer and the DoA advisors. It is intended that the approval of the above recommendations will provide greater clarity for both parties and ensure the FIP funding is effectively utilised to assist in providing long term farm viability.

3.2 Feedback from previous FIP applicants has lead to the review of the current FIP funding allocation process. The existing parameters assume that all farms operate in

the same way which has been shown to restrict diversification and in some cases overall improvement of these properties.

3.3 Executive Council (EXCO) (paper 288/12) has instructed the Senior Agricultural Advisor to:

- Produce a formal report on the performance of the schemes to be submitted annually to EXCO
- Produce a detailed technical and economic review of the scheme to EXCO
- Improve the collection of economic data across the agricultural sector
- Improve the formal recording of programme inputs/outputs matched to available resources or identifying additional resources if necessary.

3.4 All recommendations provided in 3.2 have not been realised for the period 2012 – 2014 due to labour and resource changes and subsequent shortages within the DoA. However, changes introduced and approved by the AAC on 12 April 2013 have led to the introduction of digital application and approval forms being used successfully for the 2012/2013 FIP application round. It is recommended that this system continue to be utilised and improved as FIP evolves. Following the completion of the EXCO requests the DoA agrees with community sentiment that a thorough review of FIP should be undertaken.

3.5 Animal nutrition is one of the major challenges for Falkland Islands farmers. Matching feed requirements to animal needs is an ongoing issue. The above outlined recommended changes to FIP have the potential to address macro and micro nutrient deficiencies, fill feed gaps, improve finishing times and better meet supply chain demands.

3.6 Animal mortality is a significant factor for Falkland Islands farmers due to the extreme weather and terrain that can often result in young and weak stock losses. Many terrain related losses are attributed to stock falling into ditches. Weather related losses occur due to high wind chill factors, lack of shelter, and in animals with minimal fat cover (e.g. new born lambs, ewes with high nutritional demands).

3.7 The current Labour Scheme provides subsidised labour on farm however the lack of available, suitably experienced personnel has resulted in labour shortages. The introduction of technology and mechanised systems can reduce the labour requirement allowing processes to continue despite labour availability.

3.8 The fragile Falkland Islands landscape continues to be impacted through grazing pressure, fire and wind resulting in significant levels of soil loss and erosion. Further uptake of minimum tillage systems and improved grazing management strategies will go some way towards making Falkland Islands agriculture more sustainable and in balance with the greater environment.

## Cattle Genetic Improvement Programme Guidelines

### Farm Management Handbook update

In early 2013 EXCO approved a joint funded Cattle Genetic Improvement Programme (CGIP) for the Falkland Islands. Further to the Farm Improvement Programme (FIP), the CGIP funding is dedicated to improving cattle genetics to aid in the increased through put of quality beef processed at FIMCo. The availability of quality beef genetics is limited to a small number of animals already on the Falkland Islands. Importation of live animal genetics is reliant on inter-country protocols and can be prohibitive. Access to new genetics through AI is a cost effective alternative that can deliver results in a timely manner.

Terms and conditions for participants in the CGIP programme will be as set out under the FIP with the following amendment:

1. **Demonstrate co-investment** – Farmers will be required to demonstrate that 50% of the funds applied for will come from farm investment. It is felt that this will make farmers more careful in their planning and more determined to follow procedures to ensure success of the project.

Reporting on key management practices and animal husbandry will be as per FIP requirements with emphasis on cow, heifer and calf management at key development stages – Pre-joining, joining, calving, weaning, growing and fattening.

CGIP funding is allocated to the following products and services;

- Approved genetic material in the form of semen and embryos
- Collection, freight, quarantine and other associated costs in bringing material to the Falkland Islands
- AI/ET drugs and technician fees (including, flights and accommodation for up to three weeks each year)

Funding has been allocated over a three year period commencing with the 2013/2014 cattle breeding season. The total investment over this period is £68,500 in matched funding. Year one is allocated £21,500.

Farms wishing to participate in the programme must complete the application form and be approved before funding will be allocated.



**Falkland Islands Government**

The Department of Agriculture Stanley Falkland Islands  
Telephone: +500 27355  
Facsimile: +500 27352

**AGRICULTURAL REQUEST FORM**

*Please return all completed forms along with samples to  
Laboratory at the Department of Agriculture*

Submitter \_\_\_\_\_ Date \_\_\_\_\_

Property \_\_\_\_\_ Phone No. \_\_\_\_\_

Email \_\_\_\_\_

Paddock Name: \_\_\_\_\_ Paddock Size \_\_\_\_\_

Previously Sown As: \_\_\_\_\_

Yield \_\_\_\_\_ Stocking Rate \_\_\_\_\_

For feed test, please circle what crop is to be used for:      HAY    SILAGE    GRAZED

To Be Sown As: \_\_\_\_\_

Fertiliser/ Plant History: \_\_\_\_\_

Copy of Map attached          GPS Co-ordinates \_\_\_\_\_

SOIL TESTS	FEED TESTS	PLANT TESTS
pH <input type="checkbox"/>	Nitrogen <input type="checkbox"/>	% Germination <input type="checkbox"/>
Nitrate nitrogen <input type="checkbox"/>	Dry matter <input type="checkbox"/>	Minerals:
Ammonium nitrogen <input type="checkbox"/>	Fibre <input type="checkbox"/>	Ca <input type="checkbox"/> P <input type="checkbox"/>
P <input type="checkbox"/>	Ash <input type="checkbox"/>	M <input type="checkbox"/> Mn <input type="checkbox"/>
K <input type="checkbox"/>	Crude Protein	K <input type="checkbox"/> Fe <input type="checkbox"/>
Bulk density <input type="checkbox"/>	N.D.F <input type="checkbox"/>	Cu <input type="checkbox"/> Na <input type="checkbox"/>
S <input type="checkbox"/>	Minerals:	S <input type="checkbox"/> Cd <input type="checkbox"/>
Mg <input type="checkbox"/>	Ca <input type="checkbox"/> P <input type="checkbox"/>	N <input type="checkbox"/>
Ca <input type="checkbox"/>	M <input type="checkbox"/> Mn <input type="checkbox"/>	Other [state] <input type="checkbox"/>
Al <input type="checkbox"/> Fe <input type="checkbox"/>	K <input type="checkbox"/> Fe <input type="checkbox"/>	
Cu <input type="checkbox"/> Mn <input type="checkbox"/>	Cu <input type="checkbox"/> Na <input type="checkbox"/>	
Cl <input type="checkbox"/>	S <input type="checkbox"/> Cd <input type="checkbox"/>	
Conductivity <input type="checkbox"/>	Other [state] <input type="checkbox"/>	
Soluble Salts <input type="checkbox"/>		

Has this paddock been tested by the DoA before?    Yes     No

Submitters Signature \_\_\_\_\_

**DOA use only**

Receiver Signature \_\_\_\_\_ Total Cost \_\_\_\_\_ Invoiced \_\_\_\_\_



## Falkland Islands Government

The Department of Agriculture Stanley Falkland Islands  
Telephone: +500 27355  
Facsimile: +500 27352

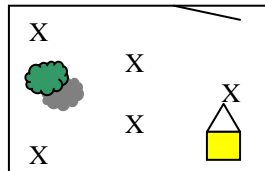
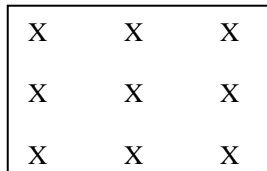
### STEPS FOR COLLECTING & STORING SOIL SAMPLES

You will need:


- Auger which can be borrowed from DoA or a clean shovel preferably stainless steel and a clean knife.
- Clean gloves. Soil should not be handled as this can affect pH.
- Clean plastic bags preferably new freezer or snap lock bags for sample.
- Permanent marker to write on plastic bags
- Map or GPS with co-ordinates showing where samples were taken.

Collecting the sample.

1. Identify the paddock/s you wish to sample
2. Identify areas in the paddock which are not representative of the paddock. E.g. old fence lines, stock camps, wet spots, drainage lines, gateways or dung and urine patches – try to keep the samples representative of the paddock. Do not take samples from these areas.
3. Around 25 cores will be needed from each paddock. You can either collect the samples in a grid pattern or a zig zag pattern



4. Using an auger is fairly straight forward. Push probe into the ground and transfer the sample/core into the plastic bag. Repeat process. If using a shovel dig into the ground and lift a wedge of soil up, use the knife to cut a slice 15cm (6 inches) long and 2-3cm (1 inch) wide. Place sample in the bag and repeat process.



5. Label the Plastic Bag with your farm name, paddock name and date. Fill out the Agricultural Request Form and drop samples into the DoA straight away. Keep samples at a consistent temperature preferably 4°C

### STEPS FOR COLLECTING AND STORING PLANT SAMPLES

You will need:

- Clean plastic bags
- Permanent marker to write on plastic bags
- Square measure [for crops still in fields] – this can be obtained from DoA or you can measure out a metre square using a tape measure and some pegs.
- Clean scissors or hand shears if taking pasture or oat samples.
- Map or GPS with co-ordinates showing where samples were taken.

Collecting the sample:

#### Brassicas

Stand in a random spot of the paddock and throw out the square metre – or measure out your square metre. Where it lands remove any plants within its perimeter. Remove any excess soil and place into plastic bags with the date, paddock name, farm name written on. Submit straight to DoA or store in the fridge.



#### Oats / Pasture

Walk through the paddock at random and cut a sample to ground level with clean scissors or hand shears every 10 steps from near the toe of your right boot. Avoid including any soil or dung in the sample. Try to keep the size of each sample about the same size, take at least 15 samples from random areas in your paddock, and make sure the samples are representative of the paddock. Put the samples into a clean plastic bag [preferably zip-lock] with the farm name, paddock name and date written on it and submit straight to DoA or store in the fridge.



#### Silage bales / Hay – please note: samples must be taken from the same 'lot'

Take a handful from at least six bales, avoiding the outside edges. Mix thoroughly and place into a clean plastic bag [preferably zip-lock] with farm name, paddock name, and date written on it. Silage will need to be stored in the fridge if not submitted straight to the DoA, hay doesn't.



## Soil Testing and Site Selection Guidelines for Cropping/Pasture works utilising the Farm Improvement Programme (FIP) funding

### Purpose:

To improve the establishment, yields and subsequent utilisation of forage crops and pastures via improved site selection and soil testing.

### Recommendations

That all future first year FIP crops/pasture sites be scrutinised according to the criteria outlined in existing FIP planning plus those contained in this paper. Which are as follows:-

- Farmer to initially identify potential sites based on DoA site selection guidelines (see attachment 1). Each sample must be accompanied with soil test application sheet (attachment 2).
- A soil sample for each potential site is to be collected with the sample made up of at least 20 sub-samples, collected according to DoA soil sampling guidelines (see attachment 3).
- Number of potential sites should be restricted to a maximum of 3 per proposed FIP site (in the first instance).
- Soil test to be carried out by the DoA for all elements.
- There will not be any charge for testing these preliminary soil samples.
- Based on preliminary soil sample test results, those sites with a pH greater than 4.6 will be further investigated for suitability.
- DoA to visit farm and look at selected sites matching site selected to guidelines.
- Soil test to be reviewed and if acceptable the sites will be approved. The crop/pasture must be approved as per normal via annual FIP plans.

The site selection and soil testing should not be viewed solely on the basis of the initial crop. It should also take into account the long term sustainability and productivity of the final pasture.

---

### DoA Site Selection Guidelines

Listed below are guidelines that should enable farmers to identify “lower risk” sites.

**Soil Depth** – Ideally one spade blade depth (12 inches) on top of clay. Shallow soils although often slightly more fertile, reduce the ability for roots to develop properly. Shallow soils also reduce the soils moisture holding capacity. Such a crop is more likely to suffer from drought problems in a dry summer, reducing yield and quality of the forage. Deep peat soils generally tend to be more acidic and therefore less fertile. Also a loss of up to 2 inches of soil due to erosion needs to be accommodated for with rotavating.

**Stock Water availability** – Animals need to drink as well as eat.

**Shelter (Animals)** – Animals on small areas of crops, still need shelter, shelter could come in various forms. Including valleys, leaving areas of vegetation (cinnamon grass, fachine etc), as these plants may also be able to supply trace elements to the animals.

**Shelter (Plants)** – In 2006/07 many crops showed the advantage of protection from the prevailing westerly wind. Soil and seedlings are particularly vulnerable in sites open to westerly winds. These sites are also more prone to drying out reducing potential yields and plant quality.

**Aspect** – North facing slopes catch more sunlight which result in warmer soils and more growth.

**Drainage** – Most important when feeding brassicas in autumn and winter.



**Access** – Ease of access for machinery (machinery travel costs), goose control and stock management. The best options are close to a settlement, a road or both.

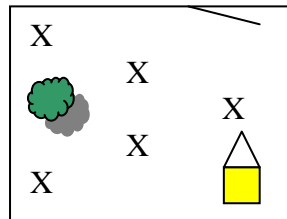
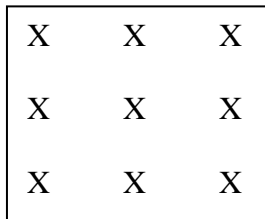
## Simple Steps for Collecting Soil Samples

You will need:

1. GPS for recording locations where samples are taken from or draw a map of paddock and mark where samples are taken from.
2. Auger which can be borrowed from the DoA or a clean shovel preferably stainless steel and a clean knife.
3. Clean gloves. Soil should not be handled as this can affect the pH.
4. Clean plastic bags preferably new freezer or snap lock bags for sample.
5. Permanent marker to write on plastic bags
6. Copy of Agricultural Request Form which can be downloaded and printed out from the DoA website. [www.fig.gov.fk/agriculture/](http://www.fig.gov.fk/agriculture/)

Collecting the sample

1. Identify the paddock/s you wish to sample
2. Identify areas in the paddock which are not representative of the paddock. e.g. old fence lines, stock camps, wet spots, drainage lines, gateways or urine patches. Do not take samples from these areas.
3. Around 25 cores will be needed from each paddock. You can either collect the samples in a grid or a zig zag pattern



4. Using an auger is fairly straight forward. Push probe into the ground and transfer the sample/core into the plastic bag. Repeat process. If using a shovel dig into the ground and lift a wedge of soil up, use the knife to cut a slice 15cm (6 inches) long and 2-3cm (1 inch) wide. Place sample in the bag and repeat process.



5. Label the plastic bag with your name, paddock name and date. Fill out the Agricultural Request Form and drop samples into the DoA straight away. Keep samples at a consistent temperature preferably 4°C.

# Proposed FIP Priorities

---

## 1.0 Purpose

- 1.1 To provide an outline of proposed FIP priorities.
- 1.2 To detail methodology to be used to review status of past on-farm works and to determine eligibility for participation in future scheme.

## 2.0 Recommendation

- 2.1 That approval be granted for the adoption of FIP scheme priorities as outlined in this paper.
- 2.2 That approval be given for the FIP review process as outlined in this paper adopted as the methodology to:
  - i. review status of FIP works
  - ii. provide basis of FIP “warning notice”
  - iii. provide basis of exclusion from scheme if required

## 3.0 Background

### A FIP priorities

- 3.1 The FIP scheme has provided considerable financial support to farms endeavouring to improve their financial position (through enhanced productivity).
- 3.2 In the last two years rigorous planning and “return-on-investment” requirements have been imposed on programme participants. The logic behind the planning requirements has been to attempt to derive maximum possible “value-for-money” for farmers and FIG from the initiative
- 3.3 To further this ambition it is proposed that for the priority be placed on activity that achieves gains in the key long-term “drivers of productivity and profitability” in the Falkland Islands. As follows:-
  1. Improved winter nutrition of all livestock including breeding, meat & wool production animals.
  2. Effective grazing management to improve long-term animal performance and pasture productivity.
  3. Targeted sheep genetic change to achieve improved farm Gross Margin returns.
  4. Targeted beef genetic change to achieve improved farm Goss Margin returns.

5. Targeted genetic change to achieve improved farm Goss Margin for other animals e.g. pigs
6. Targeted vegetable production change to achieve improved Goss Margin returns.

Note:-

- It expected that attention on the four stated priorities would assist the delivery of the DoA's "Ten Year Business Plan" objectives of improved reproductive performance; reduced death rates; increased stock numbers and also increased wool and meat value.
- The stated priorities are believed to offer maximum scope for economic improvement on farms and maximum return on FIG investment.

## **B FIP Work Review and Determination of Eligibility for Participation in Scheme**

- 3.4 Participating farms will be visited during March/April to determine the status of FIP funded works on their farms. There is a clear expectation that all work detailed in PIP plans will have either been completed or where work was not yet scheduled to be completed by the end of February, that satisfactory progress has been made on the specific task.
- 3.5 Electronic copies of the FIP Report will be generated for each farm detailing progress of work tasks specified on their individual farm FIP plan.
- 3.6 In addition to detailing progress of each "site" or task, an assessment will also be made of the relative success of the activity and also where appropriate, an assessment of the efficiency of utilisation of the result of the work (e.g. efficiency of feed use, grazing management of feed etc)
- 3.7 It is proposed that any problem identified be worked through under a "FIP warning system". The problem/farm should be considered on a case by case basis to achieve satisfactory completion of works by an agreed date. Failure to comply with the "FIP warning" would represent grounds for exclusion from the scheme in the future. Exclusion from the scheme in the future could also commence cost recovery proceedings (by FIG) under the terms of the PIP scheme.
- 3.8 The inspection process as well as being an important method of validating progress of on-farm works, is also believed to offer an excellent opportunity to record PIP practices that have been successful and also those that have not.
- 3.9 Promotion of success stories (as well as identification/explanation of failures) is believed to offer considerable scope for farmers to improve the impact of FIP works on their farms overall financial position.